35653 ✔ ACTIVE

TE Internal #: 35653

Closed End Splice, 22 – 10 AWG, .3 – 6 mm² Wire, 3.248 – 13.1 kcmil, 3248 – 13100 CMA, Fully Insulated, Serrated, Copper, 19.69 mm [.775 in] Length

View on TE.com >

Terminals & Splices > Splices

Splice Type: **Closed End Splice**

Wire Size: **.3 – 6 mm²**

Sealable: **No**

Splice Features: **Serrated**

Features

Product Type Features

Splice Accessory Type	Splice
Splice Type	Closed End Splice
Sealable	No
Compatible With Discrete Wire Type	Solid, Stranded
Wire Insulation Support Retention Type	Insulation Support

Configuration Features

Compatible With Wire & Cable Type	Discrete Wire

Body Features

Product Weight	1.665 g
Splice Features	Serrated

Contact Features

Terminal Plating Material	Tin
Contact Base Material	Copper
Barrel Type	Closed

Mechanical Attachment

Wire Insulation Support	With

Dimensions

Wire Size	3.248 – 13.1 kcmil
Compatible Insulation Diameter Range	9.53 mm[.375 in]
Terminal Material Thickness	.55 mm[.022 in]
Product Length	19.69 mm[.775 in]

Usage Conditions

Insulation Option	Fully Insulated

Operation/Application

Compatible With Wire Base Material	Copper

Identification Marking

Splice Marking	ECN

Industry Standards

Government Qualified Splice	No

Packaging Features

Packaging Quantity	1000
Packaging Method	Loose Piece

Product Compliance

For compliance documentation, visit the product page on TE.com>

EU RoHS Directive 2011/65/EU	Compliant
EU ELV Directive 2000/53/EC	Compliant
China RoHS 2 Directive MIIT Order No 32, 2016	No Restricted Materials Above Threshold
EU REACH Regulation (EC) No. 1907/2006	Current ECHA Candidate List: JUNE 2025 (250) Candidate List Declared Against: JUNE 2025 (250) Does not contain REACH SVHC
Halogen Content	Low Halogen - Br, Cl, F < 900 ppm per homogenous material. Also BFR/CFR/PVC Free
Solder Process Capability	Not applicable for solder process capability

Product Compliance Disclaimer

This information is provided based on reasonable inquiry of our suppliers and represents our current actual knowledge based on the information they provided. This information is subject to change. The part numbers that TE has identified as EU RoHS compliant have a maximum concentration of 0.1% by weight in homogenous materials for lead, hexavalent chromium, mercury, PBB, PBDE, DBP, BBP, DEHP, DIBP, and 0.01% for cadmium, or qualify for an exemption to these limits as defined in the Annexes of Directive 2011/65/EU (RoHS2). Finished electrical and electronic equipment products will be CE marked as required by Directive 2011/65/EU. Components may not be CE marked. Additionally, the part numbers that TE has identified as EU ELV compliant have a maximum concentration of 0.1% by weight in homogenous materials for lead, hexavalent chromium, and mercury, and 0.01% for cadmium, or qualify for an exemption to these limits as defined in the Annexes of Directive 2000/53/EC (ELV). Regarding the REACH Regulation, the information TE provides on SVHC in articles for this part number is based on the latest European Chemicals Agency (ECHA) 'Guidance on requirements for substances in articles' posted at this URL: https://echa.europa.eu/guidance-documents/guidance-on-reach

Compatible Parts

TE Part # 217212-1
PRO-CR ASSY, CES

TE Part # 45219-2
DAHT AMP CLOSED END SPLICES 22-10 ASSY

TE Part # 217212-2
PRO-CR DIE, CES

TE Part # 48208
DAHT CLOSED END SPLICES 22-10 ASSY

Customers Also Bought

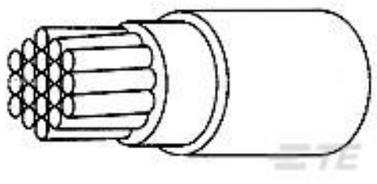

TE Part #A178693001
VG-95218-T020-E079

TE Part #34304
SPLICE,CE 22-14

TE Part #320559
PIDG SPLICE 22-16COMM 22-18MIL

TE Part #322994
TERMINAL,PG SPD 16-14 6



TE Part #CAT-P592-ST433
PIDG Stepdown Butt Splices

TE Part #330021
SPLICE,CE 22-16

TE Part #3-1423162-5
7022JC=RLY,STD,OFF,2P,208VAC,1



TE Part #1-2176527-8
3503G 2B 825R 1% 5K RL

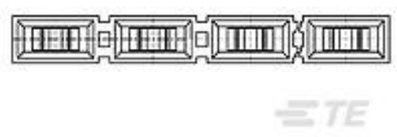

TE Part #826853-2

2P, AMPMODU I SHUNT,GREEN

Documents

Product Drawings

SPLICE,N CE 22-10

English

CAD Files

Customer View Model

ENG_CVM_CVM_35653_AA.2d_dxf.zip

English

3D PDF

3D

Customer View Model

ENG_CVM_CVM_35653_AA.3d_igs.zip

English

Customer View Model

ENG_CVM_CVM_35653_AA.3d_stp.zip

English

By downloading the CAD file I accept and agree to the Terms and Conditions of use.

Product Specifications

Application Specification

English

Instruction Sheets

Instruction Sheet (U.S.)

English

Agency Approvals

Agency Approval Document

English