52856-1 ✔ ACTIVE

PLASTI-GRIP

TE Internal #: 52856-1

Spade Tongue Terminal, 12 – 10 AWG, #10 Stud, 4.82 mm [.19 in] Stud Diameter, Closed Barrel, Flanged, Tin Plating, Partially Insulated, PLASTI-GRIP

View on TE.com >

Terminals & Splices > Spade Terminals







Spade Terminal Type: **Spade Tongue Terminal**

Wire Size: **5180 – 13100 CMA**

Stud Size: **#10**

Features

Product Type Features

Stud Size	#10
Sealable	No
Wire Insulation Support Retention Type	Insulation Support

Electrical Characteristics

Voltage Rating	600 V

Body Features

Insulation Sleeve Color	Yellow
Stripe Color	Yellow

Contact Features

Spade Terminal Type	Spade Tongue Terminal
Barrel Type	Closed
Terminal Orientation	Flanged
Terminal Plating Material	Tin

Mechanical Attachment

Wire Insulation Support	With

Dimensions

Wire Size	5180 – 13100 CMA
Stud Diameter	4.82 mm[.19 in]
Tongue Thickness	1.02 mm[.04 in]
Product Length	25.83 mm[1.017 in]
Compatible Insulation Diameter (Max)	6.35 mm[.25 in]
Compatible Insulation Diameter Range	3.81 – 6.35 mm[.15 – .25 in]

Usage Conditions

Insulation Option	Partially Insulated
Operating Temperature Range	0 – 105 °C[0 – 221 °F]

Operation/Application

Compatible With Wire Base Material	Copper
Compatible With Wire Plating Material	Tin

Industry Standards

Government Qualified Terminal	No

Packaging Features

Packaging Quantity	2500
Packaging Method	Tape Mounted

Product Compliance

For compliance documentation, visit the product page on TE.com>

EU RoHS Directive 2011/65/EU	Compliant
EU ELV Directive 2000/53/EC	Compliant
China RoHS 2 Directive MIIT Order No 32, 2016	No Restricted Materials Above Threshold
EU REACH Regulation (EC) No. 1907/2006	Current ECHA Candidate List: JUNE 2025 (250) Candidate List Declared Against: JUNE 2025 (250) Does not contain REACH SVHC
Halogen Content	Not Low Halogen - contains Br or Cl > 900 ppm.
Solder Process Capability	Not applicable for solder process capability

Product Compliance Disclaimer

This information is provided based on reasonable inquiry of our suppliers and represents our current actual knowledge based on the information they provided. This information is subject to change. The part numbers that TE has identified as EU RoHS compliant have a maximum concentration of 0.1% by weight in homogenous materials for lead, hexavalent chromium, mercury, PBB, PBDE, DBP, BBP, DEHP, DIBP, and 0.01% for cadmium, or qualify for an exemption to these limits as defined in the Annexes of Directive 2011/65/EU (RoHS2). Finished electrical and electronic equipment products will be CE marked as required by Directive 2011/65/EU. Components may not be CE marked. Additionally, the part numbers that TE has identified as EU ELV compliant have a maximum concentration of 0.1% by weight in homogenous materials for lead, hexavalent chromium, and mercury, and 0.01% for cadmium, or qualify for an exemption to these limits as defined in the Annexes of Directive 2000/53/EC (ELV). Regarding the REACH Regulation, the information TE provides on SVHC in articles for this part number is based on the latest European Chemicals Agency (ECHA) 'Guidance on requirements for substances in articles' posted at this URL: https://echa.europa.eu/guidance-documents/guidance-on-reach

Compatible Parts



TE Part # 59824-1
TETRA-CRIMP PIDG PG FASTON 22-10 ASSY



TE Part # 59239-4
HHHT PIDG PG 12-10 ASSY



TE Part # 169404
CERTI-LOK DIE



TE Part # 58423-1
DIE, RBY IS9252



TE Part # 58433-3
PRO CR ASSY, RBY IS9252

Also in the Series | PLASTI-GRIP



Compression Connectors(3)



Crimp Wire Pins, Tabs & Ferrules(20)



Ring Terminals(310)



Spade Terminals(158)



Splices(45)

Customers Also Bought

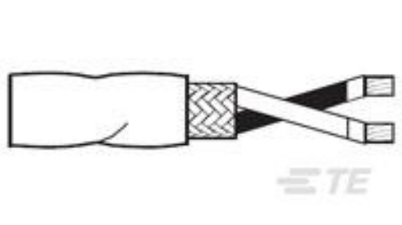

TE Part #7917753001
99M1121-24-2/6-0



TE Part #61988-2
250 FASTON REC 22-18 AWG TPBR



TE Part #63537-2
250 FASTON REC 18-14 TPBR



TE Part #2-240651-0
BLADE, SLUG



TE Part #324581
TERMINAL,PG SPD FLG 12-10 6

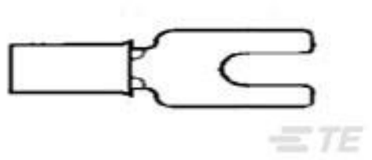

TE Part #2-327735-1
PG SPD 22-16 COMM 22-18 MIL 6



TE Part #1-770996-3
13P SL 156 HSG W/TABS W/O LR



TE Part #CAT-P851-T1B
PCB Power Relay: 40 Amp, Monostable



TE Part #1742539-3
CLUSTER BLOCK RECEPT,TPCuFeP

Documents

Product Drawings

TERMINAL,PG SPD FLG 12-10 10

English

CAD Files

Customer View Model

ENG_CVM_CVM_52856-1_K.2d_dxf.zip

English

3D PDF

3D

Customer View Model

ENG_CVM_CVM_52856-1_K.3d_igs.zip

English

Customer View Model

ENG_CVM_CVM_52856-1_K.3d_stp.zip

English

By downloading the CAD file I accept and agree to the **Terms and Conditions** of use.

Product Specifications

Application Specification

English