352131-1 ✔ ACTIVE

Z-PACK | Z-PACK 2mm HM

TE Internal #: 352131-1

Hard Metric Backplane PCB Mount Header, ≤1 Gb/s, 22 Column, 5 Row, Mezzanine, 110 Position, 2 mm [.078 in] Centerline, Right Angle, Z-PACK 2mm HM

View on TE.com >

Connectors > PCB Connectors > Backplane Connectors > Hard Metric Backplane Connectors >

Hard Metric Backplane Male Connector: Right Angle, Coplanar, 2mm



PCB Connector Type: **PCB Mount Header**

Data Rate: **≤1 Gb/s**

Number of Columns: **22**

Number of Rows: **5**

Backplane Architecture: **Mezzanine**

All Hard Metric Backplane Male Connector: Right Angle, Coplanar, 2mm (20)

Features

Product Type Features

Connector & Contact Terminates To	Printed Circuit Board
Backplane Interface Type	2mm HM
Connector System	Board-to-Board
PCB Connector Type	PCB Mount Header
Sealable	No

Configuration Features

Number of Columns	22
Number of Rows	5
Backplane Architecture	Mezzanine
Number of Positions	110
PCB Mount Orientation	Right Angle

Signal Characteristics

Crosstalk Version	Standard
Data Rate	≤1 Gb/s

Body Features

Primary Product Color	Gray

Contact Features

Contact Underplating Material	Nickel
Contact Mating Area Length	3.3 mm
Contact Base Material	Phosphor Bronze
CompactPCI Designation	None
PCB Contact Termination Area Plating Material	Tin-Lead
Feedthrough Post Length	3.3 mm
Contact Type	Pin
Contact Mating Area Plating Material	Tin-Lead
Contact Mating Area Plating Material Thickness	.5 µm[20 µin]
Contact Current Rating (Max)	1.5 A

Termination Features

Termination Method to PCB	Through Hole - Press-Fit

Mechanical Attachment

Connector Mounting Type	Board Mount
Front Mating Level	Level 1

Housing Features

Housing Material	Polyester GF
Centerline (Pitch)	2 mm[.078 in]

Dimensions

Backplane Module Length	44 mm

Usage Conditions

Operating Temperature Range	-55 – 125 °C[-67 – 257 °F]

Operation/Application

Shielded	No
Circuit Application	Power & Signal

Industry Standards

UL Flammability Rating	UL 94V-0

Packaging Features

Packaging Quantity	12

Product Compliance

For compliance documentation, visit the product page on TE.com>

EU RoHS Directive 2011/65/EU	Not Compliant
EU ELV Directive 2000/53/EC	Compliant with Exemptions
China RoHS 2 Directive MIIT Order No 32, 2016	Restricted Materials Above Threshold
EU REACH Regulation (EC) No. 1907/2006	Current ECHA Candidate List: JUNE 2025 (250) Candidate List Declared Against: JUNE 2024 (241) SVHC > Threshold: Pb (13% in Component Part) **Article Safe Usage Statements:** Do not eat, drink or smoke when using this product. Wash thoroughly after handling. Recycle if possible and dispose of the article by following all applicable governmental regulations relevant to your geographic location.
Halogen Content	Not Low Halogen - contains Br or Cl > 900 ppm.
Solder Process Capability	Not applicable for solder process capability

Product Compliance Disclaimer

This information is provided based on reasonable inquiry of our suppliers and represents our current actual knowledge based on the information they provided. This information is subject to change. The part numbers that TE has identified as EU RoHS compliant have a maximum concentration of 0.1% by weight in homogenous materials for lead, hexavalent chromium, mercury, PBB, PBDE, DBP, BBP, DEHP, DIBP, and 0.01% for cadmium, or qualify for an exemption to these limits as defined in the Annexes of Directive 2011/65/EU (RoHS2). Finished electrical and electronic equipment products will be CE marked as required by Directive 2011/65/EU. Components may not be CE marked. Additionally, the part numbers that TE has identified as EU ELV compliant have a maximum concentration of 0.1% by weight in homogenous materials for lead, hexavalent chromium, and mercury, and 0.01% for cadmium, or qualify for an exemption to these limits as defined in the Annexes of Directive 2000/53/EC (ELV). Regarding the REACH Regulation, the information TE provides on SVHC in articles for this part number is based on the latest European Chemicals Agency (ECHA) 'Guidance on requirements for substances in articles' posted at this URL: https://echa.europa.eu/guidance-documents/guidance-on-reach

Compatible Parts



TE Part # 352152-1
Z-PACK/B F-HDR 110P

Also in the Series | Z-PACK 2mm HM



Board-to-Board Headers & Receptacles(46)



Connector Contacts(1)



Connector Hardware(91)



Hard Metric Backplane Connectors (264)



Power Contacts(1)



Rectangular Power Connectors(46)

Customers Also Bought



TE Part #SM1-25
STRING POT, 25 INCH RANGE



TE Part #1-102155-0
050 UNIV HDR SP 4S 15DP STD



TE Part #103361-6
08 MODII HDR SRRA SHRD .100CL



TE Part #1469362-1
HM-ZD VERT RECPT ASSY 18MM



TE Part #1825910-6
FSM4JH=6MM TACT SWITCH, HIGH TEMP



TE Part #2-2387405-2
PCIEG4,SMT,STRADDLE,64POS,30u", O/E



TE Part #5188836-1
Z-PACK/B22 RAF 110P



TE Part #5205737-7
25 PLUG SP/MS STD



TE Part #6469169-1
HMZD 2PR RA HDR 40P

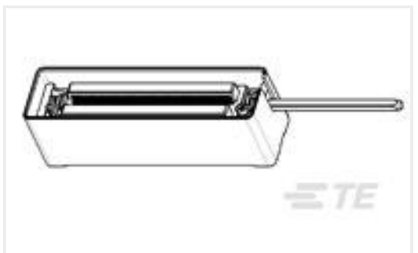

TE Part #6565204-1
TC-ZIF REC ASSY 260P

Documents

Product Drawings

Z-PACK/B RAMH.110P.

English

CAD Files

Customer View Model

ENG_CVM_CVM_352131-1_A.2d_dxf.zip

English

3D PDF

3D

Customer View Model

ENG_CVM_CVM_352131-1_A.3d_igs.zip

English

Customer View Model

ENG_CVM_CVM_352131-1_A.3d_stp.zip

English

By downloading the CAD file I accept and agree to the Terms and Conditions of use.

Product Specifications

Application Specification

English