63316-1 ✔ ACTIVE

FASTON | FASTON 187

TE Internal #: 63316-1

Quick Disconnect Receptacle, Uninsulated, 18 – 14 AWG, .82 – 2.08 mm² Wire, 4.75 mm [.187 in] Tab Width, F-Crimp, Flag, Brass, FASTON 187

View on TE.com >

Terminals & Splices > Quick Disconnects

Quick Disconnect Terminal Type: **Receptacle**

Wire Size: **.82 – 2.08 mm²**

Mating Tab Width: **4.75 mm [.187 in]**

Mating Tab Thickness: **.81 mm [.032 in]**

Features

Product Type Features

Insertion Force	Normal

Configuration Features

Compatible With Wire & Cable Type	Discrete Wire
Connection Capacity	Single

Contact Features

Quick Disconnect Terminal Type	Receptacle
Mating Tab Width	4.75 mm[.187 in]
Mating Tab Thickness	.81 mm[.032 in]
Terminal Orientation	Flag
Contact Base Material	Brass
Terminal Plating Material	Unplated
Crimp Type	F-Crimp
Barrel Type	Open

Termination Features

Product Terminates To	Wire & Cable

Mechanical Attachment

Wire Insulation Support	With
Mating Retention Type	Dimple

Dimensions

Product Length	10.92 mm[.43 in]
Compatible Insulation Diameter Range	1.52 – 3.81 mm[.06 – .15 in]
Terminal Material Thickness	.41 mm[.016 in]
Wire Size	.82 – 2.08 mm²

Usage Conditions

Insulation Option	Uninsulated
Operating Temperature Range	-40 – 110 °C[-40 – 230 °F]

Industry Standards

Compatible With Agency/Standards Products	CSA, UL

Packaging Features

Packaging Quantity	7500
Packaging Method	Strip/Reel

Other

Line	Budget

Product Compliance

For compliance documentation, visit the product page on TE.com>

EU RoHS Directive 2011/65/EU	Compliant
EU ELV Directive 2000/53/EC	Compliant
China RoHS 2 Directive MIIT Order No 32, 2016	No Restricted Materials Above Threshold
EU REACH Regulation (EC) No. 1907/2006	Current ECHA Candidate List: JUNE 2025 (250) Candidate List Declared Against: JUNE 2025 (250) Does not contain REACH SVHC
Halogen Content	Low Halogen - Br, Cl, F < 900 ppm per homogenous material. Also BFR/CFR/PVC Free
Solder Process Capability	Not applicable for solder process capability

Product Compliance Disclaimer

This information is provided based on reasonable inquiry of our suppliers and represents our current actual knowledge based on the information they provided. This information is subject to change. The part numbers that TE has identified as EU RoHS compliant have a maximum concentration of 0.1% by weight in homogenous materials for lead, hexavalent chromium, mercury, PBB, PBDE, DBP, BBP, DEHP, DIBP, and 0.01% for cadmium, or qualify for an exemption to these limits as defined in the Annexes of Directive 2011/65/EU (RoHS2). Finished electrical and electronic equipment products will be CE marked as required by Directive 2011/65/EU. Components may not be CE marked. Additionally, the part numbers that TE has identified as EU ELV compliant have a maximum concentration of 0.1% by weight in homogenous materials for lead, hexavalent chromium, and mercury, and 0.01% for cadmium, or qualify for an exemption to these limits as defined in the Annexes of Directive 2000/53/EC (ELV). Regarding the REACH Regulation, the information TE provides on SVHC in articles for this part number is based on the latest European Chemicals Agency (ECHA) 'Guidance on requirements for substances in articles' posted at this URL: https://echa.europa.eu/guidance-documents/guidance-on-reach

Compatible Parts

TE Part # 1217244-2
187 FASTON,FLAG,REC.,18-14 AWG, TPBR

Also in the Series | FASTON 187



Crimp Terminal Housings(40)

Insertion & Extraction Tools(1)

Insulation Boots & Sleeves(1)

PCB Terminals(42)

Quick Disconnects(203)

Customers Also Bought

TE Part #60487-1
187 FASTON REC 18-16 AWG BR

TE Part #62811-1
250 FASTON FLAG REC 18-14 AWG BR

TE Part #1-215570-0
MICRO-MATCH PBC.10P

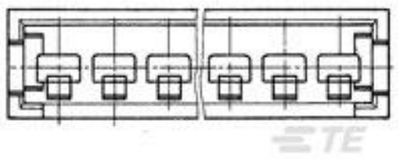

TE Part #280628
AMPMODU II COSI PIN HSG, SGL ROW, 2 POS.

TE Part #1217094-1
RCPT 250 POS-LOCK 18-14 0126BR

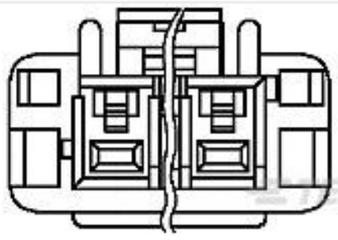

TE Part #1-1376390-5
5MM POWER KEY 4P PLUG HSG RED



TE Part #1658525-9
622-2053LF, PCB IDC, LEAD FREE

TE Part #2423313-1
HOUSING, RECEPTACLE, FASTON, 250 SERIES

TE Part #282308-1
5MM PITCH RCPT CONTACT

TE Part #1-1743216-1
GAS VALVE 2P HSG

Documents

Product Drawings

187 FASTON FLAG REC 18-14 AWG BR

English

CAD Files

Customer View Model

ENG_CVM_CVM_63316-1_AK.2d_dxf.zip

English

3D PDF

3D

Customer View Model

ENG_CVM_CVM_63316-1_AK.3d_igs.zip

English

Customer View Model

ENG_CVM_CVM_63316-1_AK.3d_stp.zip

English

By downloading the CAD file I accept and agree to the Terms and Conditions of use.

Datasheets & Catalog Pages

82004 FASTON Terminals (Insulated and Uninsulated) Catalog - FASTON Receptacles Section

English

Product Specifications

Application Specification

English

Agency Approvals

Agency Approval Document

English