ORWH-SH-112D1F,000 ✔ ACTIVE

OEG | SCHRACK Miniature PCB Relay ORWH

TE Internal #: 1-1721150-3

General Purpose Power Relay, DC, Monostable, 1 Form C SPDT-CO, 10 A Contact Rating, 12 VDC Coil Voltage, SCHRACK Miniature PCB Relay ORWH

View on TE.com >

Relays & Contactors > Electromechanical Relays > Miniature PCB Relay - ORWH - 10 Amp




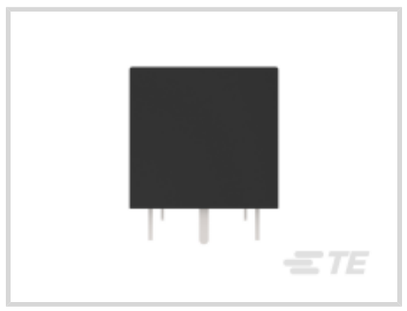
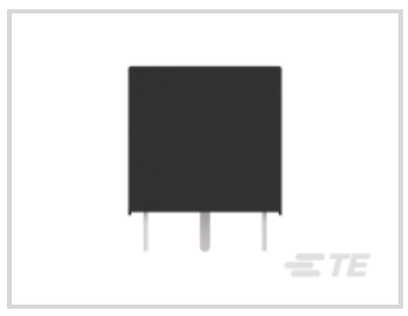

Relay & Contactor Type: **General Purpose Power Relay**

Coil Magnetic System: **Monostable**

Contact Arrangement: **1 Form C SPDT-CO**

Current Type: **DC**

Contact Current Rating: **10 A**

All Miniature PCB Relay - ORWH - 10 Amp (5)

Features

Product Type Features

Relay & Contactor Type	General Purpose Power Relay

Configuration Features

Contact Number of Poles	1
Coil Special Features	UL Coil Insulation Class F
Contact Arrangement	1 Form C SPDT-CO

Electrical Characteristics

Contact Limiting Short-Time Current	10 A
Contact Limiting Making Current	10 A
Contact Limiting Continuous Current	10 A
Contact Limiting Breaking Current	10 A
Insulation Initial Dielectric Between Open Contacts	750 Vrms
Insulation Initial Dielectric Between Adjacent Contacts	750 Vrms

Coil Current	.03 A
Contact Switching Voltage (Max)	277 VAC
Contact Switching Load (Min)	100mA @ 5V
Coil Resistance	400 Ω
Insulation Initial Resistance	1000 MΩ
Contact Current Rating	10 A
Coil Voltage Rating	12 VDC
Contact Voltage Rating	28 VDC
Coil Power Rating DC	.36 W
Insulation Initial Dielectric Between Contacts & Coil	1500 Vrms

Body Features

Product Weight	9.5 g[.335 oz]
Primary Product Color	Black
Enclosure Type	Flux Resistant Automatic Solder Capable & Washable

Contact Features

Contact Material	AgZnO

Termination Features

Main Termination & Connection Type	Solder Pins
Coil Termination & Connection Type	Solder Pins

Mechanical Attachment

Product Mount Type	Board Mount

Dimensions

Insulation Clearance Between Contact & Coil	3.2 mm[.126 in]
Insulation Creepage Between Contact & Coil	3.2 mm[.126 in]
Product Width	15.5 mm[.61 in]
Product Length	19 mm[.748 in]
Product Height	15.8 mm[.622 in]

Usage Conditions

Operating Temperature Range	-30 – 85 °C[-22 – 185 °F]
Environmental Category of Protection	RTIII
Environmental Ambient Temperature (Max)	85 °C[185 °F]

Operation/Application

Coil Magnetic System	Monostable
Current Type	DC

Packaging Features

Packaging Method	Box & Tray

Other

Coil Power Rating Class	>.3 – ≤.6 W
Contact Current Class	>5 – ≤10 A
Height Class (Mechanical)	>14 – ≤16 mm[>.551 – ≤.63 in]
Length Class (Mechanical)	>16 – ≤22 mm[>.63 – ≤.866 in]
Width Class (Mechanical)	>14 – ≤16 mm[>.551 – ≤.63 in]

Product Compliance

For compliance documentation, visit the product page on TE.com>

EU RoHS Directive 2011/65/EU	Compliant
EU ELV Directive 2000/53/EC	Compliant
China RoHS 2 Directive MIIT Order No 32, 2016	有害物质含量符合标准要求 No Restricted Substance(s) Above Threshold
EU REACH Regulation (EC) No. 1907/2006	Current ECHA Candidate List: JUNE 2025 (250) Candidate List Declared Against: JAN 2025 (247) Does not contain REACH SVHC
Halogen Content	Not Low Halogen - contains Br or Cl > 900 ppm.
Solder Process Capability	Wave solder capable to 265°C

Product Compliance Disclaimer

This information is provided based on reasonable inquiry of our suppliers and represents our current actual knowledge based on the information they provided. This information is subject to change. The part numbers that TE has identified as EU RoHS compliant have a maximum concentration of 0.1% by weight in homogenous materials for lead, hexavalent chromium, mercury, PBB, PBDE, DBP, BBP, DEHP, DIBP, and 0.01% for cadmium, or qualify for an exemption to these limits as defined in the Annexes of Directive 2011/65/EU (RoHS2). Finished electrical and electronic equipment products will be CE marked as required by Directive 2011/65/EU. Components may not be CE marked. Additionally, the part numbers that TE has identified as EU ELV compliant have a maximum concentration of 0.1% by weight in homogenous materials for lead, hexavalent chromium, and mercury, and 0.01% for cadmium, or qualify for an exemption to these limits as defined in the Annexes of Directive 2000/53/EC (ELV). Regarding the REACH Regulation, the information TE provides on SVHC in articles for this part number is based on the latest European Chemicals Agency (ECHA) 'Guidance on requirements for substances in articles' posted at this URL: https://echa.europa.eu/guidance-documents/guidance-on-reach

Compatible Parts



TE Part # 1-1721150-0
ORWH-SH-105D1F,000

Also in the Series | SCHRACK Miniature PCB Relay ORWH



DC Relays(14)



Electromechanical Relays(14)

Customers Also Bought



TE Part #1423008-8
T92P7A52-120



TE Part #1586134-1
05P UMNL PIN HDR V2 NATL NDH



TE Part #4-1625868-3
RP 2A 0.25W 14R7 0.1% 25PPM 1K RL



TE Part #1-1879355-8
RR03 5% 22K AMMO



TE Part #4-1879355-4
RR03 5% 270K AMMO



TE Part #5-1879355-2
RR03 5% 560K AMMO



TE Part #5-1879355-4
RR03 5% 680K AMMO



TE Part #4-1879627-9
H4P 1K0 1% 100PPM



TE Part #1-1969688-5
PTL 1X5 PCB HEADER VERT HITEMP KEY A LGR

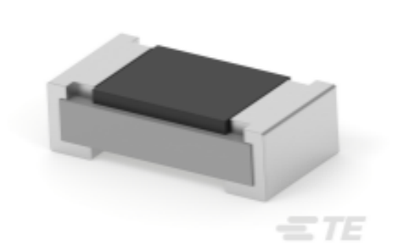

TE Part #5-2176237-4
CPF A 0603 47K 0.1% 25PPM 5K RL

Documents

Product Drawings

ORWH-SH-112D1F,000

English

CAD Files

Customer View Model

ENG_CVM_CVM_1-1721150-3_G.3d_igs.zip

English

Customer View Model

ENG_CVM_CVM_1-1721150-3_G.3d_stp.zip

English

Customer View Model

ENG_CVM_CVM_1-1721150-3_G.2d_dxf.zip

English

3D PDF

3D

By downloading the CAD file I accept and agree to the Terms and Conditions of use.

Datasheets & Catalog Pages

ORWH Series Relay Data Sheet English

English

Product Specifications

Definitions General Purpose Relays

English

Agency Approvals

CQC_CERT_18002196616_C1

English