# KUP-11D55-110 ✔ ACTIVE

Potter & Brumfield | Potter & Brumfield KUP

TE Internal #: 5-1393117-5

General Purpose Power Relay, DC, Monostable, 2 Form C DPDT-CO, 10 A Contact Rating, 110 VDC Coil Voltage, Potter & Brumfield KUP

View on TE.com >

Relays & Contactors > Electromechanical Relays



Relay & Contactor Type: **General Purpose Power Relay**

Coil Magnetic System: **Monostable**

Contact Arrangement: **2 Form C DPDT-CO**

Current Type: **DC**

Contact Current Rating: **10 A**

## Features

### Product Type Features

| | |
|---|---|
| Relay & Contactor Type | General Purpose Power Relay |

### Configuration Features

| | |
|---|---|
| Contact Number of Poles | 2 |
| Coil Special Features | UL Coil Insulation Class B |
| Contact Arrangement | 2 Form C DPDT-CO |

### Electrical Characteristics

| | |
|---|---|
| Contact Limiting Short-Time Current | 10 A |
| Contact Limiting Making Current | 10 A |
| Contact Limiting Continuous Current | 10 A |
| Contact Limiting Breaking Current | 10 A |
| Insulation Initial Dielectric Between Open Contacts | 1200 Vrms |
| Insulation Initial Dielectric Between Adjacent Contacts | 2200 Vrms |
| Contact Switching Load (Min) | 300mA @ 12V |
| Coil Resistance | 10000 Ω |
| Insulation Initial Resistance | 100 MΩ |
| Contact Current Rating | 10 A |
| Coil Voltage Rating | 110 VDC |
| Contact Voltage Rating | 240 VAC |

| | |
|---|---|
| Coil Power Rating DC | 1.25 W |
| Insulation Initial Dielectric Between Contacts & Coil | 2200 Vrms |

## Body Features

| | |
|---|---|
| Product Weight | 85 g[2.988 oz] |
| Enclosure Type | Dust Protected |

## Contact Features

| | |
|---|---|
| Contact Material | Silver Cadmium Oxide |

## Termination Features

| | |
|---|---|
| Main Termination & Connection Type | Quick Connect Terminals |
| Coil Termination & Connection Type | Quick Connect Terminals |

## Mechanical Attachment

| | |
|---|---|
| Product Mounting Feature Type | Flange with Mounting Slots |
| Product Mount Type | Panel & Socket Mount |

## Dimensions

| | |
|---|---|
| Product Width | 38.89 mm[1.53 in] |
| Product Length | 73.7 mm[2.902 in] |
| Product Height | 35.71 mm[1.406 in] |

## Usage Conditions

| | |
|---|---|
| Operating Temperature Range | -45 – 70 °C[-49 – 158 °F] |
| Environmental Category of Protection | RTI |
| Environmental Ambient Temperature (Max) | 70 °C[158 °F] |

## Operation/Application

| | |
|---|---|
| Coil Magnetic System | Monostable |
| Current Type | DC |

## Packaging Features

| | |
|---|---|
| Packaging Method | Package |

## Other

| | |
|---|---|
| Coil Power Rating Class | >1 – ≤1.5 W |
| Contact Current Class | >5 – ≤10 A |
| Height Class (Mechanical) | >33 – ≤45 mm[>1.299 – ≤1.772 in] |
| Length Class (Mechanical) | >70 mm[>2.756 in] |

| | |
|---|---|
| Width Class (Mechanical) | >33 mm[>1.299 in] |

## Product Compliance

For compliance documentation, visit the product page on TE.com>

| | |
|---|---|
| EU RoHS Directive 2011/65/EU | Compliant with Exemptions |
| EU ELV Directive 2000/53/EC | Not Yet Reviewed |
| China RoHS 2 Directive MIIT Order No 32, 2016 | Restricted Materials Above Threshold |
| EU REACH Regulation (EC) No. 1907/2006 | Current ECHA Candidate List: JUNE 2025 (250)<br>Candidate List Declared Against: JAN 2025 (247)<br>SVHC > Threshold:<br>Cadmium oxide (4.37% in 4735210816)<br>**Article Safe Usage Statements:**<br>Use personal protective equipment as required. Do not eat, drink or smoke when using this product. Recycle if possible and dispose of the article by following all applicable governmental regulations relevant to your geographic location. |
| Halogen Content | Low Halogen - Br, Cl, F < 900 ppm per homogenous material. Also BFR/CFR/PVC Free |
| Solder Process Capability | Not applicable for solder process capability |

Product Compliance Disclaimer

This information is provided based on reasonable inquiry of our suppliers and represents our current actual knowledge based on the information they provided. This information is subject to change. The part numbers that TE has identified as EU RoHS compliant have a maximum concentration of 0.1% by weight in homogenous materials for lead, hexavalent chromium, mercury, PBB, PBDE, DBP, BBP, DEHP, DIBP, and 0.01% for cadmium, or qualify for an exemption to these limits as defined in the Annexes of Directive 2011/65/EU (RoHS2). Finished electrical and electronic equipment products will be CE marked as required by Directive 2011/65/EU. Components may not be CE marked. Additionally, the part numbers that TE has identified as EU ELV compliant have a maximum concentration of 0.1% by weight in homogenous materials for lead, hexavalent chromium, and mercury, and 0.01% for cadmium, or qualify for an exemption to these limits as defined in the Annexes of Directive 2000/53/EC (ELV). Regarding the REACH Regulation, the information TE provides on SVHC in articles for this part number is based on the latest European Chemicals Agency (ECHA) 'Guidance on requirements for substances in articles' posted at this URL: https://echa.europa.eu/guidance-documents/guidance-on-reach

## Compatible Parts



TE Part # 3-1393117-5
KUP-11DA5-110=KU



TE Part # 5-1393117-7
KUP-11D55-125=KU

## Also in the Series | Potter & Brumfield KUP



AC Relays(31)



DC Relays(35)



General Purpose Power Relays(66)

## Customers Also Bought



TE Part #53941-2
TERMINAL,PIDG R 16-14 8



TE Part #1-66359-0
III+ PIN,18-14,30AU/FL,STRIP



TE Part #350570-3
UMNL SOK 24-18 PTPPHBZ



TE Part #2-1393117-2
KUP-11A15-240=KU



TE Part #2-1393117-9
KUP-11A55-120=KU



TE Part #4-1393117-3
KUP-11D15-110=KU



TE Part #4-1393117-7
KUP-11D15-48=KU




TE Part #8-2176231-0
3522 20K 1% 3W



TE Part #5050865-3
SOCKET,MIN-SPR SN-AU SER-4

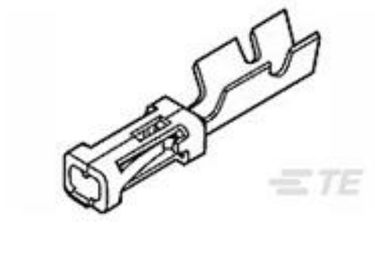

TE Part #1-87523-5
MOD IV RECP PLTD 15 DPLX

## Documents

### CAD Files

3D PDF

3D

Customer View Model
ENG_CVM_CVM_5-1393117-5_D.2d_dxf.zip

English

Customer View Model
ENG_CVM_CVM_5-1393117-5_D.3d_igs.zip

English

## Customer View Model

ENG_CVM_CVM_5-1393117-5_D.3d_stp.zip

English

By downloading the CAD file I accept and agree to the Terms and Conditions of use.

## Datasheets & Catalog Pages

KU Sockets & Accessories

English

KUP Series Panel Plug-in Relay

English

## Product Specifications

Definitions General Purpose Relays

English

## Agency Approvals

UL

English