917512-2 ✔ ACTIVE

Dynamic Series | Dynamic 3000 Series

TE Internal #: 917512-2

Gold (Au), Tab Contact, 16 – 14 AWG, 1.23 – 2.27 mm² Wire, Power & Signal, -55 – 105 °C [-67 – 221 °F], Dynamic 3000 Series

View on TE.com >

Connectors > Contacts > Connector Contacts > Contact: Component To Wire; 15A, 28-14 wire size



Contact Type: **Tab**

Contact Mating Area Plating Material: **Gold (Au)**

Wire Size: **1.23 – 2.27 mm²**

Product Terminates To: **Wire & Cable**

All Contact: Component To Wire; 15A, 28-14 wire size (91)

Features

Contact Features

Contact Type	Tab
Contact Mating Area Plating Material	Gold (Au)
Contact Current Rating (Max)	15 A
Mating Tab Width	2 mm[.08 in]
Mating Tab Thickness	.64 mm[.025 in]

Termination Features

Product Terminates To	Wire & Cable

Dimensions

Wire Size	1.23 – 2.27 mm²

Usage Conditions

Operating Temperature Range	-55 – 105 °C[-67 – 221 °F]

Operation/Application

Circuit Application	Power & Signal

Packaging Features

Packaging Method	Bag & Box

Product Compliance

For compliance documentation, visit the product page on TE.com>

EU RoHS Directive 2011/65/EU	Compliant
EU ELV Directive 2000/53/EC	Compliant
China RoHS 2 Directive MIIT Order No 32, 2016	No Restricted Materials Above Threshold
EU REACH Regulation (EC) No. 1907/2006	Current ECHA Candidate List: JUNE 2025 (250) Candidate List Declared Against: JUNE 2025 (250) Does not contain REACH SVHC
Halogen Content	Low Halogen - Br, Cl, F < 900 ppm per homogenous material. Also BFR/CFR/PVC Free
Solder Process Capability	Not applicable for solder process capability

Product Compliance Disclaimer

This information is provided based on reasonable inquiry of our suppliers and represents our current actual knowledge based on the information they provided. This information is subject to change. The part numbers that TE has identified as EU RoHS compliant have a maximum concentration of 0.1% by weight in homogenous materials for lead, hexavalent chromium, mercury, PBB, PBDE, DBP, BBP, DEHP, DIBP, and 0.01% for cadmium, or qualify for an exemption to these limits as defined in the Annexes of Directive 2011/65/EU (RoHS2). Finished electrical and electronic equipment products will be CE marked as required by Directive 2011/65/EU. Components may not be CE marked. Additionally, the part numbers that TE has identified as EU ELV compliant have a maximum concentration of 0.1% by weight in homogenous materials for lead, hexavalent chromium, and mercury, and 0.01% for cadmium, or qualify for an exemption to these limits as defined in the Annexes of Directive 2000/53/EC (ELV). Regarding the REACH Regulation, the information TE provides on SVHC in articles for this part number is based on the latest European Chemicals Agency (ECHA) 'Guidance on requirements for substances in articles' posted at this URL: https://echa.europa.eu/guidance-documents/guidance-on-reach

Compatible Parts



TE Part # 234168-1
EXTRACTION TOOL(DYNAMIC D-3)



TE Part # CAT-D9934-A75A
Receptacle and Tab Housing: 3.81 mm pitch, 250V



TE Part # CAT-D9934-A75C
Receptacle and Tab Housing: 5.08 mm pitch, 600V



TE Part # CAT-D9934-A75B
Receptacle and Tab Housing: 5.08 mm Pitch, 250-600V



TE Part # 91560-1
CCII D-3 2L REC TAB 16-14 ASSY

Also in the Series | Dynamic 3000 Series



Connector Contacts(94)



Connector Hardware(8)



Power Contacts(94)



Rectangular Connector Housings(143)



Rectangular Power Connectors(443)



Standard Rectangular Connectors(167)



Wire-to-Board Connector Assemblies & Housings(92)

Customers Also Bought

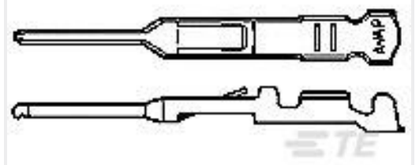

TE Part #170429-3
SERIE EI STIFTKONT



TE Part #171444-1
FF 250 TAB HSG 14P ASSY CONN



TE Part #CAT-D9934-A75A
Receptacle and Tab Housing: 3.81 mm pitch, 250V



TE Part #1-1123724-3
3.96EP HDR ASSY 3(5)P NATURAL



TE Part #1-1903128-3
DYNAMIC 1100D TAB HSG 26P P/M



TE Part #46926-1
DT RECP ASM

TE Part #C94968-000
GELWRAP-33/10-200-JP01

TE Part #2437272-1
GELWRAP-33/10-200-M1

TE Part #2437274-1
GELWRAP-50/20-350-M3

Documents

Product Drawings

DYNAMIC D-3 TAB CONT. 2L AU 0.38 L/P

English

CAD Files

3D PDF

3D

Customer View Model

ENG_CVM_CVM_917512-2_C.2d_dxf.zip

English

Customer View Model

ENG_CVM_CVM_917512-2_C.3d_igs.zip

English

Customer View Model

ENG_CVM_CVM_917512-2_C.3d_stp.zip

English

By downloading the CAD file I accept and agree to the Terms and Conditions of use.

Product Specifications

Application Specification

English

Instruction Sheets

Instruction Sheet (non U.S.)

Japanese

Instruction Sheet (non U.S.)

English

MULTIPLE ENCLOSURE 67M D1200 15POS. TAB PLUG

Japanese

Instruction Sheet (non U.S.)

Japanese

Agency Approvals

TUV Certificate

English