1318125-1 ✔ ACTIVE

Dynamic Series | Dynamic 2000 Series

TE Internal #: 1318125-1

PCB Mount Header, Vertical, Wire-to-Board, 8 Position, 2.5 mm [.099 in] Centerline, Fully Shrouded, Gold (Au), Dynamic 2000 Series

View on TE.com >

Connectors > PCB Connectors > PCB Headers & Receptacles > Header Assembly: Wire-to-Board, 5A, gold plated

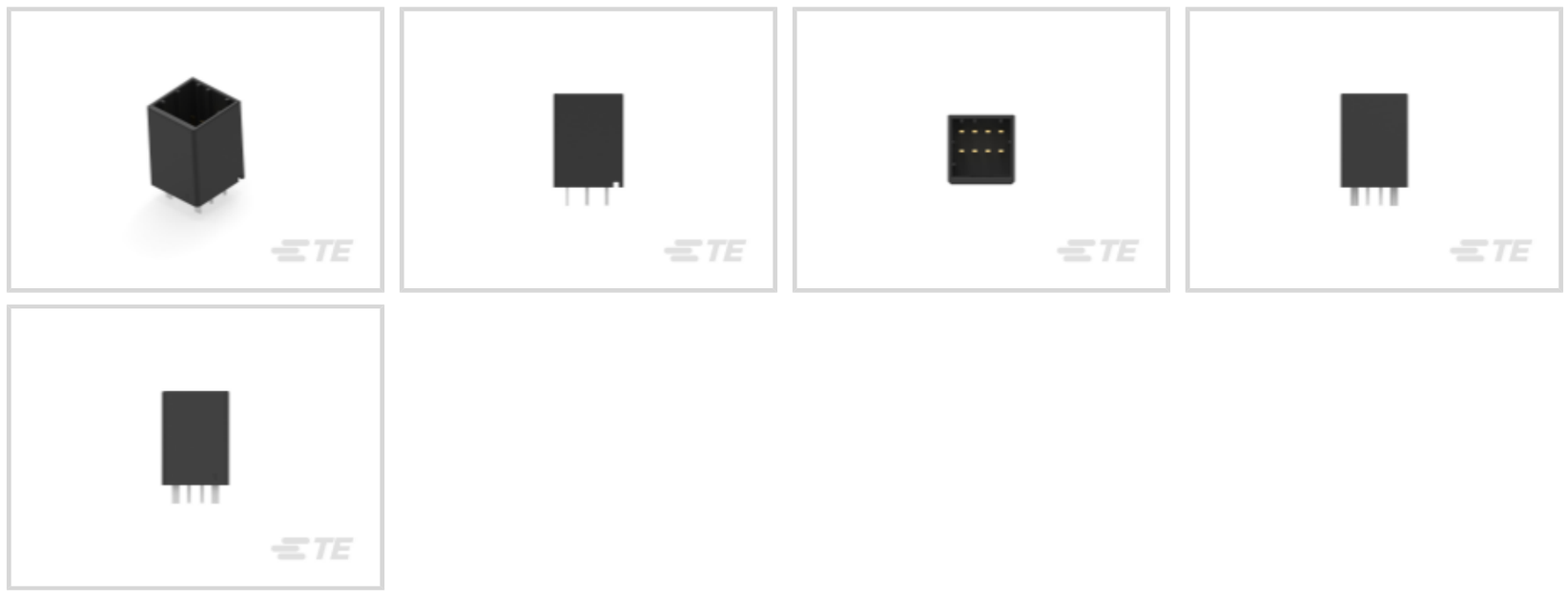

PCB Connector Type: **PCB Mount Header**

PCB Mount Orientation: **Vertical**

Connector System: **Wire-to-Board**

Number of Positions: **8**

Centerline (Pitch): **2.5 mm [.099 in]**

All Header Assembly: Wire-to-Board, 5A, gold plated (44)

Features

Product Type Features

PCB Connector Type	PCB Mount Header
Connector System	Wire-to-Board
Header Type	Fully Shrouded
Sealable	No
Connector & Contact Terminates To	Printed Circuit Board
Connector Product Type	Connector Assembly

Configuration Features

PCB Mount Orientation	Vertical
Number of Positions	8
Number of Rows	2

Electrical Characteristics

Operating Voltage	250 VAC

Body Features

Connector & Keying Code	X
PCB Retention Feature Material	Brass
PCB Retention Feature Plating Material	Tin over Nickel
Primary Product Color	Black

Contact Features

Contact Underplating Material	Nickel
Contact Shape & Form	Rectangular
Contact Layout	Matrix
Contact Mating Area Length	6.25 mm[.246 in]
Contact Base Material	Copper Alloy
Mating Tab Thickness	.5 mm[.019 in]
Contact Mating Area Plating Material	Gold (Au)
Contact Mating Area Plating Material Thickness	.381 µm[15 µin]
Contact Type	Tab
Contact Current Rating (Max)	5 A
PCB Contact Termination Area Plating Material	Tin

Termination Features

Termination Post & Tail Length	3.4 mm[.134 in]
Termination Method to PCB	Through Hole - Solder

Mechanical Attachment

PCB Mount Retention Type	Retention Leg
Mating Alignment Type	Keyed
PCB Mount Alignment	Without
Mating Retention	With
PCB Mount Retention	With
Connector Mounting Type	Board Mount
Mating Alignment	With

Housing Features

Centerline (Pitch)	2.5 mm[.099 in]
Housing Material	Polyester GF

Dimensions

Row-to-Row Spacing	3.75 mm[.147 in]

PCB Thickness (Recommended)	1.6 mm[.063 in]

Usage Conditions

Operating Temperature Range	-55 – 105 °C[-67 – 221 °F]

Operation/Application

Circuit Application	Power & Signal

Industry Standards

UL Flammability Rating	UL 94V-0

Packaging Features

Packaging Method	Box, Tube

Product Compliance

For compliance documentation, visit the product page on TE.com>

EU RoHS Directive 2011/65/EU	Compliant
EU ELV Directive 2000/53/EC	Compliant
China RoHS 2 Directive MIIT Order No 32, 2016	No Restricted Materials Above Threshold
EU REACH Regulation (EC) No. 1907/2006	Current ECHA Candidate List: JUNE 2025 (250) Candidate List Declared Against: JUNE 2025 (250) Does not contain REACH SVHC
Halogen Content	Not Low Halogen - contains Br or Cl > 900 ppm.
Solder Process Capability	Wave solder capable to 265°C

Product Compliance Disclaimer

This information is provided based on reasonable inquiry of our suppliers and represents our current actual knowledge based on the information they provided. This information is subject to change. The part numbers that TE has identified as EU RoHS compliant have a maximum concentration of 0.1% by weight in homogenous materials for lead, hexavalent chromium, mercury, PBB, PBDE, DBP, BBP, DEHP, DIBP, and 0.01% for cadmium, or qualify for an exemption to these limits as defined in the Annexes of Directive 2011/65/EU (RoHS2). Finished electrical and electronic equipment products will be CE marked as required by Directive 2011/65/EU. Components may not be CE marked. Additionally, the part numbers that TE has identified as EU ELV compliant have a maximum concentration of 0.1% by weight in homogenous materials for lead, hexavalent chromium, and mercury, and 0.01% for cadmium, or qualify for an exemption to these limits as defined in the Annexes of Directive 2000/53/EC (ELV). Regarding the REACH Regulation, the information TE provides on SVHC in articles for this part number is based on the latest European Chemicals Agency (ECHA) 'Guidance on requirements for substances in articles' posted at this URL: https://echa.europa.eu/guidance-documents/guidance-on-reach

Compatible Parts



TE Part # 1-1318119-4
DYNAMIC D-2100 REC HSG 8P

Also in the Series | Dynamic 2000 Series



Connector Contacts(10)



Connector Hardware(3)



Insertion & Extraction Tools(2)



PCB Headers & Receptacles(58)



Power Contacts(10)



Rectangular Power Connectors(62)



Wire-to-Board Headers & Receptacles (58)

Customers Also Bought



TE Part #175365-5
DYNAMIC 3500 HDR ASSY 20P



TE Part #CAT-D9934-A75E
Header Assembly: Wire-to-Board, 15A, gold or tin plated

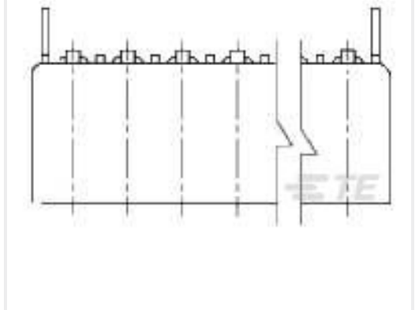

TE Part #6-487508-8
TRIOMATE ASY H19P L=3.175,LDFR



TE Part #CAT-D9934-A66B
Header Assembly: Wire-to-Board, 5A, gold plated

TE Part #1617038-1
HMB1105K01 = HMB RELAY

Documents

Product Drawings

DYNAMIC D2100 HDR V ASSY 8P

Japanese

CAD Files

Customer View Model

ENG_CVM_CVM_1318125-1_F.2d_dxf.zip

English

3D PDF

3D

Customer View Model

ENG_CVM_CVM_1318125-1_F.3d_igs.zip

English

Customer View Model

ENG_CVM_CVM_1318125-1_F.3d_stp.zip

English

By downloading the CAD file I accept and agree to the Terms and Conditions of use.

Datasheets & Catalog Pages

1-1773721-5_DYNAMIC_SERIES_QRG

English

Product Specifications

Dynamic Connector D-2000 Series

Japanese

Application Specification

Japanese

Agency Approvals

Agency Approval Document

English