5352068-4 ✔ ACTIVE

Z-PACK | Z-PACK 2mm HM

TE Internal #: 5352068-4

Hard Metric Backplane PCB Mount Receptacle, ≤1 Gb/s, 22 Column, 5 Row, Mezzanine, 110 Position, 3.7 mm [.145 in] Centerline, Z-PACK 2mm HM

View on TE.com >

Connectors > PCB Connectors > Backplane Connectors > Hard Metric Backplane Connectors >

HM Receptacle Connector: Traditional Backplane, Coplanar, 2mm

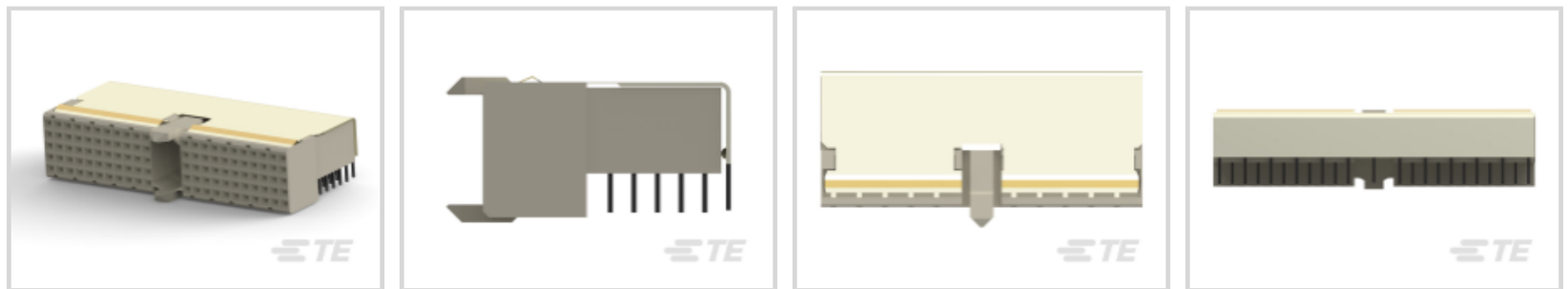

PCB Connector Type: **PCB Mount Receptacle**

Data Rate: **≤1 Gb/s**

Number of Columns: **22**

Number of Rows: **5**

Backplane Architecture: **Mezzanine**

All HM Receptacle Connector: Traditional Backplane, Coplanar, 2mm (48)

Features

Product Type Features

Connector & Contact Terminates To	Printed Circuit Board
Ground Feature Type	Ground Return Shielding
Backplane Interface Type	2mm HM
Connector System	Board-to-Board
PCB Connector Type	PCB Mount Receptacle
Sealable	No

Configuration Features

Rows Loaded	A, B, C, D, E
Mating & Unmating Configuration	Make First / Break Last
Number of Signal Positions	110
Number of Columns	22
Number of Rows	5

Backplane Architecture	Mezzanine
Number of Positions	110
PCB Mount Orientation	Right Angle

Signal Characteristics

Crosstalk Version	Standard
Data Rate	≤1 Gb/s

Body Features

Primary Product Color	Gray

Contact Features

Contact Underplating Material	Nickel
Contact Base Material	Phosphor Bronze
CompactPCI Designation	J1/J4
PCB Contact Termination Area Plating Material	Tin
Feedthrough Post Length	3.7 mm
Contact Type	Socket
Contact Mating Area Plating Material	Tin (Sn)
Contact Mating Area Plating Material Thickness	1.27 µm[50 µin]
Contact Current Rating (Max)	1.5 A

Termination Features

Termination Method to PCB	Through Hole - Press-Fit

Mechanical Attachment

Connector Mounting Type	Board Mount
Mating Alignment Type	Multi-Purpose Center

Housing Features

Housing Material	Polyester GF
Centerline (Pitch)	3.7 mm[.145 in]

Dimensions

Backplane Module Length	50 mm

Usage Conditions

Operating Temperature Range	-55 – 125 °C[-67 – 257 °F]

Operation/Application

Shielded	Yes
Circuit Application	Power & Signal

Industry Standards

UL Flammability Rating	UL 94V-0

Packaging Features

Packaging Quantity	11
Packaging Method	Tube

Product Compliance

For compliance documentation, visit the product page on TE.com>

EU RoHS Directive 2011/65/EU	Compliant
EU ELV Directive 2000/53/EC	Compliant
China RoHS 2 Directive MIIT Order No 32, 2016	No Restricted Materials Above Threshold
EU REACH Regulation (EC) No. 1907/2006	Current ECHA Candidate List: JUNE 2025 (250) Candidate List Declared Against: JUNE 2025 (250) Does not contain REACH SVHC
Halogen Content	Not Low Halogen - contains Br or Cl > 900 ppm.
Solder Process Capability	Not applicable for solder process capability

Product Compliance Disclaimer

This information is provided based on reasonable inquiry of our suppliers and represents our current actual knowledge based on the information they provided. This information is subject to change. The part numbers that TE has identified as EU RoHS compliant have a maximum concentration of 0.1% by weight in homogenous materials for lead, hexavalent chromium, mercury, PBB, PBDE, DBP, BBP, DEHP, DIBP, and 0.01% for cadmium, or qualify for an exemption to these limits as defined in the Annexes of Directive 2011/65/EU (RoHS2). Finished electrical and electronic equipment products will be CE marked as required by Directive 2011/65/EU. Components may not be CE marked. Additionally, the part numbers that TE has identified as EU ELV compliant have a maximum concentration of 0.1% by weight in homogenous materials for lead, hexavalent chromium, and mercury, and 0.01% for cadmium, or qualify for an exemption to these limits as defined in the Annexes of Directive 2000/53/EC (ELV). Regarding the REACH Regulation, the information TE provides on SVHC in articles for this part number is based on the latest European Chemicals Agency (ECHA) 'Guidance on requirements for substances in articles' posted at this URL: https://echa.europa.eu/guidance-documents/guidance-on-reach

Compatible Parts



TE Part # 5188834-4
Z-PACK/A M-HDR 154P

Also in the Series | Z-PACK 2mm HM



Backplane Connector Housings(4)



Backplane Power Connectors(1)



Connector Caps & Covers(62)



Hard Metric Backplane Connectors (264)



Insertion & Extraction Tools(2)



PCB Headers & Receptacles(46)



Power Contacts(1)



Rectangular Power Connectors(46)

Customers Also Bought



TE Part #622701-000
SO63-1-55-24-90



TE Part #826629-4
4P AMPMODU II PIN HSG



TE Part #826629-6
06P AMPMODU II PIN HDR.



TE Part #1-881545-1
AMP SHUNT ASS'Y



TE Part #3-1462037-0
IM07TS=IM RELAY 200mW 24V



TE Part #1-1462038-7
IM07NS=IM RELAY 200mW 24V



TE Part #1879213-5
CPF 0402 28R7 0.1% 25PPM 1K RL

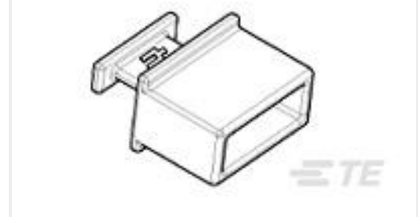

TE Part #1888810-2
EMI/Dust Cover,XFP And QSFP



TE Part #2013499-1
MICRO USB, TYPE B



TE Part #5120521-1
1FHR,64,30A/S,S,N,S08,09,10

Documents

Product Drawings

Z-PACK/A RAF 110P

English

CAD Files

Customer View Model

ENG_CVM_CVM_5352068-4_A.2d_dxf.zip

English

3D PDF

3D

Customer View Model

ENG_CVM_CVM_5352068-4_A.3d_igs.zip

English

Customer View Model

ENG_CVM_CVM_5352068-4_A.3d_stp.zip

English

By downloading the CAD file I accept and agree to the Terms and Conditions of use.

Product Specifications

Application Specification

English

Agency Approvals

UL Report

English