521081-1 SUPERSEDED

Ultra-Pod | Ultra-Pod 250

TE Internal #: 521081-1

TE Internal Description: ULTRA-POD 250 ASSY REC 18-14 AWG BR

ULTRA POD: Straight, Receptacle Assembly, Unplated, .250 inch

View on TE.com >

Terminals & Splices > Quick Disconnects > ULTRA POD: Straight, Receptacle Assembly, Unplated, .250 inch



Quick Disconnect Terminal Type: **Receptacle**

Wire Size: **.82 – 2.08 mm²**

Mating Tab Width: **6.35 mm [.25 in]**

Mating Tab Thickness: **.81 mm [.032 in]**

All ULTRA POD: Straight, Receptacle Assembly, Unplated, .250 inch (11)

Features

Product Type Features

Insertion Force	Low

Configuration Features

Compatible With Wire & Cable Type	Discrete Wire
Connection Capacity	Single

Electrical Characteristics

Voltage Rating	600 V

Body Features

Insulation Material	Nylon

Contact Features

Quick Disconnect Terminal Type	Receptacle
Mating Tab Width	6.35 mm[.25 in]
Mating Tab Thickness	.81 mm[.032 in]
Terminal Orientation	Straight

Contact Base Material	Brass
Terminal Plating Material	Unplated
Crimp Type	F-Crimp
Barrel Type	Open

Termination Features

Product Terminates To	Wire & Cable

Mechanical Attachment

Wire Insulation Support	With

Dimensions

Product Length	34.7 mm[1.366 in]
Compatible Insulation Diameter Range	2.79 – 4.32 mm[.11 – .17 in]
Terminal Material Thickness	.25 mm[.01 in]
Wire Size	.82 – 2.08 mm^2

Usage Conditions

Insulation Option	Fully Insulated

Industry Standards

Compatible With Agency/Standards Products	UL
UL Flammability Rating	UL 94V-2

Packaging Features

Packaging Quantity	2000
Packaging Method	Strip/Reel

Other

Barrel Color	Natural

Product Compliance

For compliance documentation, visit the product page on TE.com>

EU RoHS Directive 2011/65/EU	Compliant
EU ELV Directive 2000/53/EC	Compliant
China RoHS 2 Directive MIIT Order No 32, 2016	No Restricted Materials Above Threshold
EU REACH Regulation (EC) No. 1907/2006	Current ECHA Candidate List: JUNE 2025 (250) Candidate List Declared Against: JUNE 2022 (224)

	Does not contain REACH SVHC
Halogen Content	BFR/CFR/PVC Free, but Br/Cl >900 ppm in other sources.
Solder Process Capability	Not applicable for solder process capability

Product Compliance Disclaimer

This information is provided based on reasonable inquiry of our suppliers and represents our current actual knowledge based on the information they provided. This information is subject to change. The part numbers that TE has identified as EU RoHS compliant have a maximum concentration of 0.1% by weight in homogenous materials for lead, hexavalent chromium, mercury, PBB, PBDE, DBP, BBP, DEHP, DIBP, and 0.01% for cadmium, or qualify for an exemption to these limits as defined in the Annexes of Directive 2011/65/EU (RoHS2). Finished electrical and electronic equipment products will be CE marked as required by Directive 2011/65/EU. Components may not be CE marked. Additionally, the part numbers that TE has identified as EU ELV compliant have a maximum concentration of 0.1% by weight in homogenous materials for lead, hexavalent chromium, and mercury, and 0.01% for cadmium, or qualify for an exemption to these limits as defined in the Annexes of Directive 2000/53/EC (ELV). Regarding the REACH Regulation, the information TE provides on SVHC in articles for this part number is based on the latest European Chemicals Agency (ECHA) 'Guidance on requirements for substances in articles' posted at this URL: https://echa.europa.eu/guidance-documents/guidance-on-reach

Also in the Series | Ultra-Pod 250

Insertion & Extraction Tools(2)



Quick Disconnects(42)

Customers Also Bought

TE Part #CAT-D48-ST273
DEUTSCH Solid Contacts

TE Part #CAT-D487-W416
Wedgelocks: DEUTSCH DT

TE Part #DT04-2P
REC, 2P, GRY, N

TE Part #DT06-2S
PLG, 2P, GRY, N

TE Part #206070-8
CABLE CLAMP KIT #17

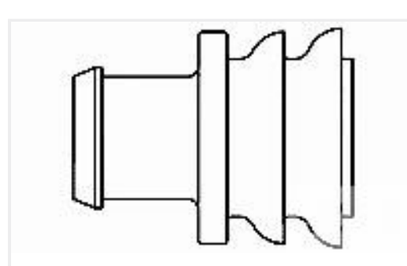

TE Part #281934-2
SINGLE WIRE SEAL

TE Part #CAT-AM71-CH8172
AMP SUPERSEAL 1.5MM, CONNECTOR HOUSING

Documents

CAD Files

3D PDF

3D

Customer View Model

ENG_CVM_CVM_521081-1_G.2d_dxf.zip

English

Customer View Model

ENG_CVM_CVM_521081-1_G.3d_igs.zip

English

Customer View Model

ENG_CVM_CVM_521081-1_G.3d_stp.zip

English

By downloading the CAD file I accept and agree to the Terms and Conditions of use.

Product Specifications

Application Specification

English

Agency Approvals

UL Report

English

UL Report

English