# T9GV5L14-12 ✔ ACTIVE

Potter & Brumfield | Potter & Brumfield T9G

TE Internal #: 1558660-3

General Purpose Power Relay, DC, Monostable, 1 Form C SPDT-CO, 20 A Contact Rating, 12 VDC Coil Voltage, Potter & Brumfield T9G

View on TE.com >

Relays & Contactors > Electromechanical Relays > PCB Power Relay: 30 amp, Monostable DC



Relay & Contactor Type: **General Purpose Power Relay**

Coil Magnetic System: **Monostable**

Contact Arrangement: **1 Form C SPDT-CO**

Current Type: **DC**

Contact Current Rating: **20 A**

All PCB Power Relay: 30 amp, Monostable DC (60)

## Features

### Product Type Features

| | |
|---|---|
| Relay & Contactor Type | General Purpose Power Relay |

### Configuration Features

| | |
|---|---|
| Contact Number of Poles | 1 |
| Coil Special Features | UL Coil Insulation Class F |
| Contact Arrangement | 1 Form C SPDT-CO |

### Electrical Characteristics

| | |
|---|---|
| Insulation Initial Dielectric Between Open Contacts | 1500 Vrms |
| Contact Switching Voltage (Max) | 480 VAC |
| Contact Switching Load (Min) | 100mA @ 12V |
| Coil Resistance | 160 Ω |
| Contact Current Rating | 20 A |
| Coil Voltage Rating | 12 VDC |

| | |
|---|---|
| Contact Voltage Rating | 250 VAC |
| Coil Power Rating DC | .9 W |
| Insulation Initial Dielectric Between Contacts & Coil | 4000 Vrms |

## Body Features

| | |
|---|---|
| Product Weight | 18 g[.635 oz] |
| Enclosure Type | Flux Resistant Automatic Solder Capable |

## Contact Features

| | |
|---|---|
| Contact Material | AgSnO |

## Termination Features

| | |
|---|---|
| Main Termination & Connection Type | Solder Pins |
| Coil Termination & Connection Type | Solder Pins |

## Mechanical Attachment

| | |
|---|---|
| Product Mounting Feature Type | Locating Post |
| Product Mount Type | Board Mount |

## Dimensions

| | |
|---|---|
| Product Width | 21.5 mm[.846 in] |
| Product Length | 29 mm[1.141 in] |
| Product Height | 15.7 mm[.618 in] |

## Usage Conditions

| | |
|---|---|
| Operating Temperature Range | -40 – 105 °C[-40 – 221 °F] |
| Environmental Category of Protection | RTII |
| Environmental Ambient Temperature (Max) | 105 °C[221 °F] |

## Operation/Application

| | |
|---|---|
| Solder Process | Wave Solder Capable |
| Coil Magnetic System | Monostable |
| Current Type | DC |

## Packaging Features

| | |
|---|---|
| Packaging Method | Carton & Tube |

## Other

| | |
|---|---|
| Coil Power Rating Class | >.6 – ≤1 W |
| Contact Current Class | >16 – ≤25 A |

| | |
|---|---|
| Height Class (Mechanical) | >14 – ≤16 mm[>.551 – ≤.63 in] |
| Length Class (Mechanical) | >22 – ≤33 mm[>.866 – ≤1.299 in] |
| Width Class (Mechanical) | >16 – ≤22 mm[>.63 – ≤.866 in] |

## Product Compliance

For compliance documentation, visit the product page on TE.com>

| | |
|---|---|
| EU RoHS Directive 2011/65/EU | Compliant |
| EU ELV Directive 2000/53/EC | Compliant |
| China RoHS 2 Directive MIIT Order No 32, 2016 | 有害物质含量符合标准要求 No Restricted Substance(s) Above Threshold |
| EU REACH Regulation (EC) No. 1907/2006 | Current ECHA Candidate List: JUNE 2025 (250)<br>Candidate List Declared Against: JUNE 2025 (250)<br>Does not contain REACH SVHC |
| Halogen Content | Not Low Halogen - contains Br or Cl > 900 ppm. |
| Solder Process Capability | Wave solder capable to 260°C |

Product Compliance Disclaimer

This information is provided based on reasonable inquiry of our suppliers and represents our current actual knowledge based on the information they provided. This information is subject to change. The part numbers that TE has identified as EU RoHS compliant have a maximum concentration of 0.1% by weight in homogenous materials for lead, hexavalent chromium, mercury, PBB, PBDE, DBP, BBP, DEHP, DIBP, and 0.01% for cadmium, or qualify for an exemption to these limits as defined in the Annexes of Directive 2011/65/EU (RoHS2). Finished electrical and electronic equipment products will be CE marked as required by Directive 2011/65/EU. Components may not be CE marked. Additionally, the part numbers that TE has identified as EU ELV compliant have a maximum concentration of 0.1% by weight in homogenous materials for lead, hexavalent chromium, and mercury, and 0.01% for cadmium, or qualify for an exemption to these limits as defined in the Annexes of Directive 2000/53/EC (ELV). Regarding the REACH Regulation, the information TE provides on SVHC in articles for this part number is based on the latest European Chemicals Agency (ECHA) 'Guidance on requirements for substances in articles' posted at this URL: https://echa.europa.eu/guidance-documents/guidance-on-reach

## Compatible Parts



TE Part # 1558665-3
T9GS5L14-12



TE Part # 1-1558660-3
T9GV5L14-12WG



TE Part # 1-1558665-3
T9GS5L14-12WG

## Also in the Series | Potter & Brumfield T9G



DC Relays(60)



Electromechanical Relays(60)

## Customers Also Bought



TE Part #354065-E

SMCB 40 F AB VV 7-03 CL * H007 137 E002



TE Part #1-829264-0

2X10P HV100 REC.CON.B/TE,6.2MM, NO KINK



TE Part #1-1393194-9

T77V1D10-12



TE Part #2-1393194-1

T77V1D10-24



TE Part #2-1393194-7

T77V1D3-24



TE Part #7-1415899-7

RZ03-1C4-D012-R



TE Part #CAT-P851-T1

PCB Power Relay: 30 amp, Monostable DC

## Documents

### CAD Files

3D PDF

3D

Customer View Model

ENG_CVM_CVM_1558660-3_B.2d_dxf.zip

English

Customer View Model

ENG_CVM_CVM_1558660-3_B.3d_igs.zip

English

Customer View Model

ENG_CVM_CVM_1558660-3_B.3d_stp.zip

English

By downloading the CAD file I accept and agree to the Terms and Conditions of use.

### Datasheets & Catalog Pages

PB 30A PCB Relay T9G Series

English

## T9G Data Sheet

English

## Product Specifications

### Definitions General Purpose Relays

English

## Agency Approvals

### VDE Certificate

English