1-177665-2 ✔ ACTIVE

Dynamic Series | Dynamic 3000 Series

TE Internal #: 1-177665-2

PCB Mount Header, Vertical, Wire-to-Board, 5 Position, 3.81 mm [.15 in] Centerline, Fully Shrouded, Gold (Au), Surface Mount, Dynamic 3000 Series

View on TE.com >

Connectors > PCB Connectors > PCB Headers & Receptacles > Header Assembly: Wire-to-Board, 15A, gold or tin plated



PCB Connector Type: **PCB Mount Header**

PCB Mount Orientation: **Vertical**

Connector System: **Wire-to-Board**

Number of Positions: **5**

Centerline (Pitch): **3.81 mm [.15 in]**

All Header Assembly: Wire-to-Board, 15A, gold or tin plated (120)

Features

Product Type Features

PCB Connector Type	PCB Mount Header
Connector System	Wire-to-Board
Header Type	Fully Shrouded
Sealable	No
Connector & Contact Terminates To	Printed Circuit Board
Connector Product Type	Connector Assembly

Configuration Features

PCB Mount Orientation	Vertical
Number of Positions	5
Number of Rows	1

Body Features

Primary Product Color	Black

Contact Features

Contact Mating Area Plating Material	Gold (Au)
Contact Mating Area Plating Material Thickness	.381 µm[15 µin]
Contact Type	Pin

Contact Current Rating (Max)	15 A

Termination Features

Termination Method to PCB	Surface Mount

Mechanical Attachment

PCB Mount Retention Type	Solder Peg
Mating Alignment Type	Polarization
PCB Mount Alignment	Without
Mating Retention	With
PCB Mount Retention	With
Connector Mounting Type	Board Mount
Mating Alignment	With

Housing Features

Centerline (Pitch)	3.81 mm[.15 in]
Housing Material	Polyphenylene Sulfide (PPS)

Usage Conditions

Operating Temperature Range	-55 – 105 °C[-67 – 221 °F]

Operation/Application

Circuit Application	Power & Signal

Industry Standards

UL Flammability Rating	UL 94V-0

Packaging Features

Packaging Method	Box, Tube

Product Compliance

For compliance documentation, visit the product page on TE.com>

EU RoHS Directive 2011/65/EU	Compliant
EU ELV Directive 2000/53/EC	Compliant
China RoHS 2 Directive MIIT Order No 32, 2016	No Restricted Materials Above Threshold
EU REACH Regulation (EC) No. 1907/2006	Current ECHA Candidate List: JUNE 2025 (250) Candidate List Declared Against: JUNE 2025 (250) Does not contain REACH SVHC

Halogen Content	BFR/CFR/PVC Free, but Br/Cl >900 ppm in other sources.
Solder Process Capability	Wave solder capable to 265°C

Product Compliance Disclaimer

This information is provided based on reasonable inquiry of our suppliers and represents our current actual knowledge based on the information they provided. This information is subject to change. The part numbers that TE has identified as EU RoHS compliant have a maximum concentration of 0.1% by weight in homogenous materials for lead, hexavalent chromium, mercury, PBB, PBDE, DBP, BBP, DEHP, DIBP, and 0.01% for cadmium, or qualify for an exemption to these limits as defined in the Annexes of Directive 2011/65/EU (RoHS2). Finished electrical and electronic equipment products will be CE marked as required by Directive 2011/65/EU. Components may not be CE marked. Additionally, the part numbers that TE has identified as EU ELV compliant have a maximum concentration of 0.1% by weight in homogenous materials for lead, hexavalent chromium, and mercury, and 0.01% for cadmium, or qualify for an exemption to these limits as defined in the Annexes of Directive 2000/53/EC (ELV). Regarding the REACH Regulation, the information TE provides on SVHC in articles for this part number is based on the latest European Chemicals Agency (ECHA) 'Guidance on requirements for substances in articles' posted at this URL: https://echa.europa.eu/guidance-documents/guidance-on-reach

Compatible Parts



TE Part # 1-178288-5
3.81 DYNAMIC REC HSG 5P

Also in the Series | Dynamic 3000 Series



Connector Contacts(94)



Connector Hardware(8)



Insertion & Extraction Tools(2)



PCB Headers & Receptacles(290)



PCB Terminal Blocks(5)



Power Contacts(94)



Rectangular Power Connectors(443)



Wire-to-Board Headers & Receptacles (290)

Customers Also Bought

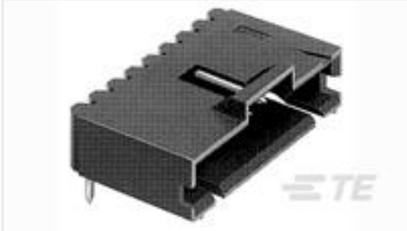

TE Part #5-103635-1
02 MTE HDR SRRA LTCH.100CL LF



TE Part #1-406541-1
MJ,INV,1X1,6PNL G,.100"ST,SN



TE Part #2-917542-3
DYNAMIC D-5 S/ROW HDR ASY 4P V



TE Part #2-1437565-9
FSM2JSMAATR=TACTILE 260G FORCE



TE Part #3-1437566-8
FSM8JSMA=SW,TACT,SMT



TE Part #1586845-1
04P UMNL CAP HSG NATL, GW



TE Part #2-1761603-6
IDC LOW PRO HDR 16P VERT BLUE



TE Part #4-1825059-1
ADF08ST04=DIP SWT,FLUSH,SMT-GW



TE Part #2391865-1
POSITIVE LOCK 250 (6.3 MM) SLEEVE



TE Part #5161390-8
08P.DIP SWITCH ASSY

Documents

Product Drawings

DYNAMIC D3100 5P HDR V SMT PdNI & Au PL

English

CAD Files

Customer View Model

ENG_CVM_1-177665-2_A.3d_igs.zip

English

Customer View Model

ENG_CVM_1-177665-2_A.3d_stp.zip

English

Customer View Model

ENG_CVM_1-177665-2_A.2d_dxf.zip

English

3D PDF

English

By downloading the CAD file I accept and agree to the Terms and Conditions of use.

Datasheets & Catalog Pages

1-1773721-5_DYNAMIC_SERIES_QRG

English

Product Specifications

Product Specification

English

Agency Approvals

UL

English