42716-2 ✔ ACTIVE

TE Internal #: 42716-2

Closed Ring Tongue Terminal, 18 – 14 AWG, #10 Stud, 4.82 mm [.19 in] Stud Diameter, Open Barrel, Straight, Unplated Plating, Uninsulated

View on TE.com >

Terminals & Splices > Ring Terminals

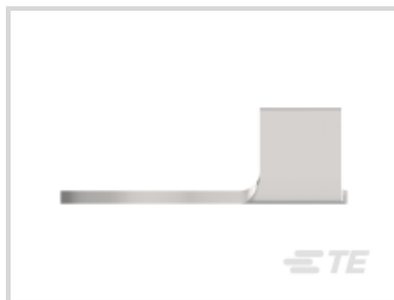

Ring Terminal Product Type: **Closed Ring Tongue Terminal**

Wire Size: **1624 – 4106 CMA**

Stud Size: **#10**

Features

Product Type Features

Shape Description	Circular/Oval
Ring Terminal Product Type	Closed Ring Tongue Terminal
Stud Size	#10
Sealable	No
Compatible With Discrete Wire Type	Stranded
Wire Insulation Support Retention Type	Non-Insulation Support

Configuration Features

Number of Holes	1

Body Features

Product Weight	.337 g

Contact Features

Contact Base Material	Stainless Steel
Barrel Type	Open
Terminal Orientation	Straight
Terminal Plating Material	Unplated
Contact Underplating Material	None

Mechanical Attachment

Wire Insulation Support	Without

Dimensions

Wire Size	1624 – 4106 CMA
Stud Diameter	4.82 mm[.19 in]
Tongue Thickness	.76 mm[.03 in]
Product Length	13.72 mm[.54 in]
Barrel Inside Diameter	2.03 mm[.08 in]

Usage Conditions

Insulation Option	Uninsulated
Operating Temperature Range	0 – 110 °C[0 – 230 °F]

Operation/Application

Compatible With Wire Base Material	Copper

Industry Standards

Government Qualified Terminal	No

Packaging Features

Packaging Quantity	15000
Packaging Method	Strip/Reel

Product Compliance

For compliance documentation, visit the product page on TE.com>

EU RoHS Directive 2011/65/EU	Compliant
EU ELV Directive 2000/53/EC	Compliant
China RoHS 2 Directive MIIT Order No 32, 2016	No Restricted Materials Above Threshold
EU REACH Regulation (EC) No. 1907/2006	Current ECHA Candidate List: JUNE 2025 (250) Candidate List Declared Against: JUNE 2025 (250) Does not contain REACH SVHC
Halogen Content	Low Halogen - Br, Cl, F < 900 ppm per homogenous material. Also BFR/CFR/PVC Free
Solder Process Capability	Not applicable for solder process capability

Product Compliance Disclaimer

This information is provided based on reasonable inquiry of our suppliers and represents our current actual knowledge based on the information they provided. This information is subject to change. The part numbers that TE has identified as EU RoHS compliant have a maximum concentration of 0.1% by weight in homogenous materials for lead, hexavalent chromium, mercury, PBB, PBDE, DBP, BBP, DEHP, DIBP, and 0.01% for cadmium, or qualify for an exemption to these limits as defined in the Annexes of Directive 2011/65/EU (RoHS2). Finished electrical and electronic equipment products will be CE marked as required by Directive 2011/65/EU. Components may not be CE marked. Additionally, the part numbers that TE has identified as EU ELV compliant have a maximum concentration of 0.1% by weight in homogenous materials for lead, hexavalent chromium, and mercury, and 0.01% for cadmium, or qualify for an exemption to these limits as defined in the Annexes of Directive 2000/53/EC (ELV). Regarding the REACH Regulation, the information TE provides on SVHC in articles for this part number is based on the latest European Chemicals Agency (ECHA) 'Guidance on requirements for substances in articles' posted at this URL: https://echa.europa.eu/guidance-documents/guidance-on-reach

Compatible Parts

TE Part # 2150645-1
OCEAN_2.0_Applicator-E-140F-REM



TE Part # 7-2150645-7
OCEAN_2.0_SPARE_PART_KIT-140F

TE Part # 2150645-2
OCEAN_2.0_Applicator-E-140F-REA

Customers Also Bought

TE Part #CM9613-000
SBP050100WE10

TE Part #2119806-2
INSERT, SHEAR



TE Part #7-2151414-7
OCEAN_2.0_SPARE_PART_KIT-096F170O

TE Part #7-2266155-7
OCEAN_2.0_SPARE_PART_KIT-120F160F

TE Part #23470-9
SPRING,COMPRESSION

TE Part #184471-7
GET 70 WAY ASSY, KEY A, BLUE

TE Part #184471-8
GET 70 WAY ASSY, KEY A, BROWN



TE Part #2-662184-3
ANVIL, COMBINATION

TE Part #3-683454-2
CRIMPER, INSULATION "O"(.145")

TE Part #992247-5
CIRCUIT BREAKER, MAGNETIC, INSTANT TRIP

Documents

Product Drawings

RING 18-14 10 025 STST

English

CAD Files

3D PDF

3D

Customer View Model

ENG_CVM_CVM_42716-2_AJ_c-42716-2-aj.2d_dxf.zip

English

Customer View Model

ENG_CVM_CVM_42716-2_AJ_c-42716-2-aj.3d_igs.zip

English

Customer View Model

ENG_CVM_CVM_42716-2_AJ_c-42716-2-aj.3d_stp.zip

English

By downloading the CAD file I accept and agree to the Terms and Conditions of use.

Product Specifications

Application Specification

English

Agency Approvals

UL Report

English