SR4M4048 ✔ ACTIVE

SCHRACK | SCHRACK SR4

TE Internal #: 3-1415054-1

Power Relays, Force-Guided, Monostable, 800 mW Coil Power Rating DC, 2880 Ω Coil Resistance, 48 VDC Coil Voltage, SCHRACK SR4

View on TE.com >

Relays & Contactors > Relays > Power Relays > Force Guided Relay with 4 contacts

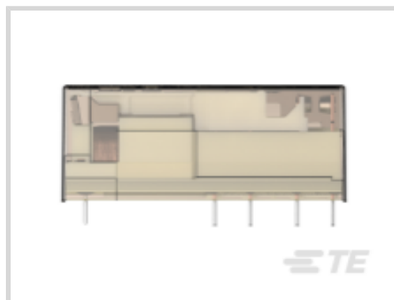

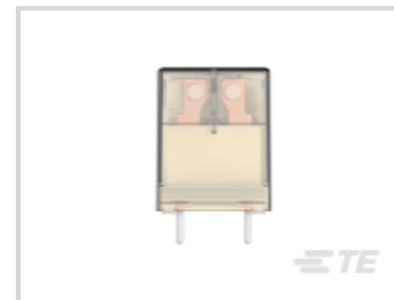

Relay Type: **Force-Guided**

Coil Magnetic System: **Monostable**

Coil Power Rating DC: **800 mW**

Coil Resistance: **2880 Ω**

Coil Voltage Rating: **48 VDC**

All Force Guided Relay with 4 contacts (28)

Features

Product Type Features

Relay Type	Force-Guided

Configuration Features

Contact Special Features	Force Guided Contacts
Contact Arrangement	3 Form A (NO) + 1 Form B (NC)
Contact Number of Poles	4

Electrical Characteristics

Coil Current	.017 A
Insulation Initial Dielectric Between Open Contacts	1500 Vrms
Contact Limiting Making Current	8 A
Contact Limiting Short-Time Current	8 A
Contact Limiting Continuous Current	8 A
Insulation Initial Dielectric Between Adjacent Contacts	2500 Vrms

Insulation Initial Dielectric Between Contacts & Coil	4000 Vrms
Contact Limiting Breaking Current	8 A
Coil Power Rating DC	800 mW
Coil Resistance	2880 Ω
Coil Voltage Rating	48 VDC
Contact Current Rating	8 A
Contact Switching Load (Min)	10mA @ 5V
Contact Switching Voltage (Max)	400 VAC
Contact Voltage Rating	250 VAC

Body Features

Product Weight	30 g[1.058 oz]

Contact Features

Contact Material	AgSnO2

Termination Features

Relay Connection Type	PCB Termination
Terminal Configuration	Solder Pins

Mechanical Attachment

Product Mount Type	Printed Circuit Board

Dimensions

Insulation Clearance Between Contact & Coil	10 mm[.394 in]
Insulation Creepage Between Contact & Coil	10 mm[.394 in]
Product Width	13 mm[.511 in]
Product Length	40 mm[1.57 in]
Product Height	16.5 mm[.649 in]

Usage Conditions

Environmental Ambient Temperature (Max)	70 °C[158 °F]

Operation/Application

Actuating System	DC
Coil Magnetic System	Monostable

Packaging Features

Packaging Method	Box & Tube, Tube

Other

Length Class (Mechanical)	35 - 40 mm
Insulation Initial Dielectric Between Coil & Contact Class	3500 - 4000 V
Environmental Ambient Temperature Class	-25 - 70 °C
Insulation Creepage Class	8 mm
Insulation Clearance Class	8 mm
Height Class (Mechanical)	16 - 20 mm
Coil Power Rating Class	600 - 800 mW
Width Class (Mechanical)	12 - 16 mm
Contact Current Class	5 - 10 A

Product Compliance

For compliance documentation, visit the product page on TE.com>

EU RoHS Directive 2011/65/EU	Compliant
EU ELV Directive 2000/53/EC	Compliant
China RoHS 2 Directive MIIT Order No 32, 2016	No Restricted Materials Above Threshold
EU REACH Regulation (EC) No. 1907/2006	Current ECHA Candidate List: JAN 2024 (240) Candidate List Declared Against: JAN 2024 (240) Does not contain REACH SVHC
Halogen Content	Not Low Halogen - contains Br or Cl > 900 ppm.
Solder Process Capability	Wave solder capable to 260°C

Product Compliance Disclaimer

This information is provided based on reasonable inquiry of our suppliers and represents our current actual knowledge based on the information they provided. This information is subject to change. The part numbers that TE has identified as EU RoHS compliant have a maximum concentration of 0.1% by weight in homogenous materials for lead, hexavalent chromium, mercury, PBB, PBDE, DBP, BBP, DEHP, DIBP, and 0.01% for cadmium, or qualify for an exemption to these limits as defined in the Annexes of Directive 2011/65/EU (RoHS2). Finished electrical and electronic equipment products will be CE marked as required by Directive 2011/65/EU. Components may not be CE marked. Additionally, the part numbers that TE has identified as EU ELV compliant have a maximum concentration of 0.1% by weight in homogenous materials for lead, hexavalent chromium, and mercury, and 0.01% for cadmium, or qualify for an exemption to these limits as defined in the Annexes of Directive 2000/53/EC (ELV). Regarding the REACH Regulation, the information TE provides on SVHC in articles for this part number is based on the latest European Chemicals Agency (ECHA) 'Guidance on requirements for substances in articles' posted at this URL: https://echa.europa.eu/guidance-documents/guidance-on-reach

Compatible Parts



TE Part # 1546556-3
3P,STACKABLE,55 DEG,3.5MM

TE Part # 6-2071571-1
SR4M4048

Also in the Series | SCHRACK SR4



Power Relays(27)

Customers Also Bought



TE Part # 1-1393258-5
V23047-A1024-A501

TE Part # 1393260-7
SR6B4024 - V23050-A1024-A542

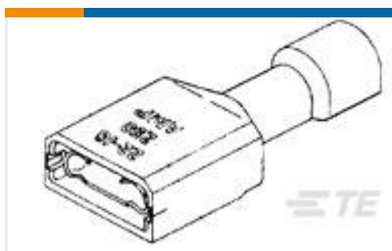

TE Part # 2-520184-4
ULTRAFAST 250 ASSY REC 22-18 TPBR LP



TE Part # 350536-1
UMNL SOK 20-14 .0126 PTPBR



TE Part # 350687-1
UMNL SPLIT PIN PTPBR



TE Part # 826936-2
2P AMPMODU II STIFT LEI

TE Part # 413990-2
STR JACK,SMB,PCB

TE Part # CV25342001
RW-175-E-1/4-X-STK

TE Part # 326882
TERMINAL,PIDG R 16-14 6

Documents

CAD Files

3D PDF

3D

Customer View Model

ENG_CVM_CVM_3-1415054-1_F.2d_dxf.zip

English

Customer View Model

ENG_CVM_CVM_3-1415054-1_F.3d_igs.zip

English

Customer View Model

ENG_CVM_CVM_3-1415054-1_F.3d_stp.zip

English

By downloading the CAD file I accept and agree to the Terms and Conditionsof use.

Datasheets & Catalog Pages

SR4_D/M

English

Product Specifications

Definitions General Purpose Relays

English

Agency Approvals

VDE Certificate

English