160660-2 ✔ ACTIVE

SPLICE

TE Internal #: 160660-2

Splices, Pigtail Splice / Thru Splice, 22 – 18 AWG Wire Size, .3 – . 823 mm² Wire Size, Brass, 0 Serration, Reel, Open, Solid / Stranded Wire, SPLICE

View on TE.com >

Terminals & Splices > Splices







Splice Type: **Pigtail Splice, Thru Splice**

Wire Size: **.3 – .823 mm²**

Sealable: **No**

Contact Base Material: **Brass**

Features

Product Type Features

Splice Type	Pigtail Splice, Thru Splice
Sealable	No
Compatible With Discrete Wire Type	Solid, Stranded
Wire Insulation Support Retention Type	Non-Insulation Support

Configuration Features

Number of Serrations	0
Compatible With Wire & Cable Type	Discrete Wire

Body Features

Product Weight	.118 g

Contact Features

Contact Base Material	Brass
Barrel Type	Open

Mechanical Attachment

Wire Insulation Support	Without

Dimensions

Wire Size	.3 – .823 mm²
Terminal Material Thickness	.33 mm[.013 in]

Usage Conditions

Insulation Option	Uninsulated
Operating Temperature Range	-40 – 110 °C[-40 – 230 °F]

Operation/Application

Compatible With Wire Base Material	Copper

Industry Standards

Government Qualified Splice	No

Packaging Features

Packaging Quantity	30000
Packaging Method	Reel

Product Compliance

For compliance documentation, visit the product page on TE.com>

EU RoHS Directive 2011/65/EU	Compliant
EU ELV Directive 2000/53/EC	Compliant
China RoHS 2 Directive MIIT Order No 32, 2016	No Restricted Materials Above Threshold
EU REACH Regulation (EC) No. 1907/2006	Current ECHA Candidate List: JAN 2024 (240) Candidate List Declared Against: JAN 2024 (240) Does not contain REACH SVHC
Halogen Content	Low Halogen - Br, Cl, F, I < 900 ppm per homogenous material. Also BFR/CFR/PVC Free
Solder Process Capability	Not applicable for solder process capability

Product Compliance Disclaimer

This information is provided based on reasonable inquiry of our suppliers and represents our current actual knowledge based on the information they provided. This information is subject to change. The part numbers that TE has identified as EU RoHS compliant have a maximum concentration of 0.1% by weight in homogenous materials for lead, hexavalent chromium, mercury, PBB, PBDE, DBP, BBP, DEHP, DIBP, and 0.01% for cadmium, or qualify for an exemption to these limits as defined in the Annexes of Directive 2011/65/EU (RoHS2). Finished electrical and electronic equipment products will be CE marked as required by Directive 2011/65/EU. Components may not be CE marked. Additionally, the part numbers that TE has identified as EU ELV compliant have a maximum concentration of 0.1% by weight in homogenous materials for lead, hexavalent chromium, and mercury, and 0.01% for cadmium, or qualify for an exemption to these limits as defined in the Annexes of Directive 2000/53/EC (ELV). Regarding the REACH Regulation, the information TE provides on SVHC in articles for this part number is based on the latest European Chemicals Agency (ECHA) ‘Guidance on

requirements for substances in articles' posted at this URL: https://echa.europa.eu/guidance-documents/guidance-on-reach

Compatible Parts



TE Part # 63625-2
SPLICE 5000 -16000 .025 TPBR



TE Part # 41459
SPLICE 800-2600 CMA BR



TE Part # 40552
SPLICE 3300 TO 9000 CMA TPBR



TE Part # 62357-1
SPLICE 7400-10000 .025 BR



TE Part # 40868
SPLICE 2500-4700 CMA TPBR



TE Part # 41313
SPLICE 800-2500 CMA TPBR



TE Part # 140723-2
SPLICE 22-16 AWG .02 TPBR



TE Part # 41996
SPLICE 7400-10000 CMA TPBR



TE Part # 40862
SPLICE 1400-3600 .016 TPBR

Also in the Series | SPLICE



Crimp Wire Pins, Tabs & Ferrules(1)



Splices(64)

Customers Also Bought



TE Part #160450-2
FF 250 TAB 18-14AWG TPPB

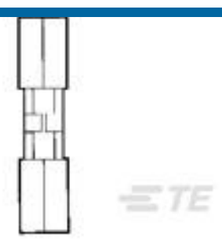

TE Part #324001
SPLICE,SOLIS BUTT STRAP 24-20



TE Part #2-34146-4
PG R 22-16 COMM 22-18 MIL 10



TE Part #1-967624-2
Timer Connector Housing

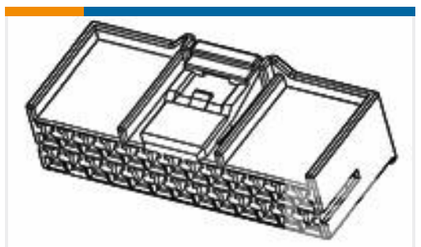

TE Part #936201-1
090III 16P PLUG ASSY



TE Part #928781-5
FF 110 TAB 1.0-2.5 MM2 PTP CUSN4

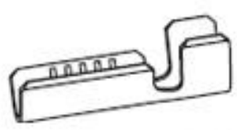

TE Part #160644-3
SPLICE 20-15 AWG .016 TPBR



TE Part #215598-1
4P.CI-2 PIN HSG.

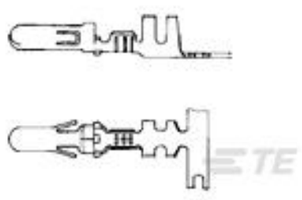

TE Part #925715-3
140 DIA PIN

Documents

Product Drawings

SPLICE 22-18 AWG .013 TPBR

English

CAD Files

3D PDF

3D

Customer View Model

ENG_CVM_CVM_160660-2_G.2d_dxf.zip

English

Customer View Model

ENG_CVM_CVM_160660-2_G.3d_igs.zip

English

Customer View Model

ENG_CVM_CVM_160660-2_G.3d_stp.zip

English

By downloading the CAD file I accept and agree to the Terms and Conditions of use.

Product Specifications

Product Specification

English