61177-2 ✔ ACTIVE

FASTON | FASTON 250

TE Internal #: 61177-2

Quick Disconnect Receptacle, Uninsulated, 18 – 12 AWG, .82 – 3.31 mm² Wire, 6.35 mm [.25 in] Tab Width, Tab-Lok, Flag, Brass, Tin Plating, FASTON 250

View on TE.com >

Terminals & Splices > Quick Disconnects

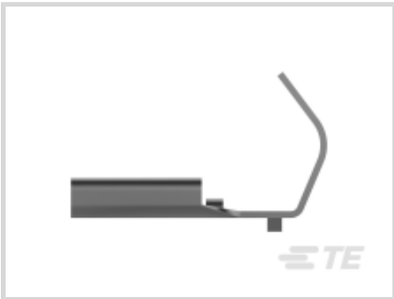

Quick Disconnect Terminal Type: **Receptacle**

Wire Size: **.82 – 3.31 mm²**

Mating Tab Width: **6.35 mm [.25 in]**

Mating Tab Thickness: **.81 mm [.032 in]**

Features

Product Type Features

Insertion Force	Low

Configuration Features

Compatible With Wire & Cable Type	Discrete Wire
Connection Capacity	Single

Contact Features

Quick Disconnect Terminal Type	Receptacle
Mating Tab Width	6.35 mm[.25 in]
Mating Tab Thickness	.81 mm[.032 in]
Terminal Orientation	Flag
Contact Base Material	Brass
Terminal Plating Material	Tin
Crimp Type	Tab-Lok
Barrel Type	Open

Termination Features

Product Terminates To	Wire & Cable

Mechanical Attachment

Wire Insulation Support	Without
Mating Retention Type	Dimple

Dimensions

Product Length	15.24 mm[.6 in]
Terminal Material Thickness	.41 mm[.016 in]
Wire Size	.82 – 3.31 mm²

Usage Conditions

Insulation Option	Uninsulated
Operating Temperature Range	-40 – 110 °C[-40 – 230 °F]

Industry Standards

Compatible With Agency/Standards Products	CSA, UL

Packaging Features

Packaging Quantity	5000
Packaging Method	Strip/Reel

Product Compliance

For compliance documentation, visit the product page on TE.com>

EU RoHS Directive 2011/65/EU	Compliant
EU ELV Directive 2000/53/EC	Compliant
China RoHS 2 Directive MIIT Order No 32, 2016	No Restricted Materials Above Threshold
EU REACH Regulation (EC) No. 1907/2006	Current ECHA Candidate List: JUNE 2025 (250) Candidate List Declared Against: JUNE 2025 (250) Does not contain REACH SVHC
Halogen Content	Low Halogen - Br, Cl, F < 900 ppm per homogenous material. Also BFR/CFR/PVC Free
Solder Process Capability	Not applicable for solder process capability

Product Compliance Disclaimer

This information is provided based on reasonable inquiry of our suppliers and represents our current actual knowledge based on the information they provided. This information is subject to change. The part numbers that TE has identified as EU RoHS compliant have a maximum concentration of 0.1% by weight in homogenous materials for lead, hexavalent chromium, mercury, PBB, PBDE, DBP, BBP, DEHP, DIBP, and 0.01% for cadmium, or qualify for an exemption to these

limits as defined in the Annexes of Directive 2011/65/EU (RoHS2). Finished electrical and electronic equipment products will be CE marked as required by Directive 2011/65/EU. Components may not be CE marked. Additionally, the part numbers that TE has identified as EU ELV compliant have a maximum concentration of 0.1% by weight in homogenous materials for lead, hexavalent chromium, and mercury, and 0.01% for cadmium, or qualify for an exemption to these limits as defined in the Annexes of Directive 2000/53/EC (ELV). Regarding the REACH Regulation, the information TE provides on SVHC in articles for this part number is based on the latest European Chemicals Agency (ECHA) 'Guidance on requirements for substances in articles' posted at this URL: https://echa.europa.eu/guidance-documents/guidance-on-reach

Compatible Parts

TE Part # 1-686961-2
APPL,HINGEBAR 9EMPR160T G

Also in the Series | FASTON 250

Compression Connectors(4)



Crimp Terminal Housings(115)

Insertion & Extraction Tools(6)

Insulation Boots & Sleeves(16)



Magnet Wire Terminals(1)

PCB Terminals(133)

Quick Disconnects(412)

Splices(4)

Customers Also Bought

TE Part #42660-2
250 FASTON REC 18-14 AWG TPBR

TE Part #42742-2
250 FASTON FLAG REC 18-12 AWG TPBR

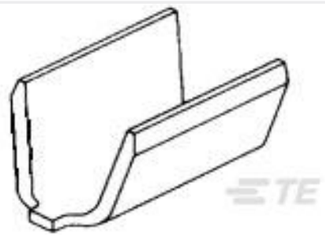

TE Part #60932-2
SPLICE 2500-4700 .020 TPST

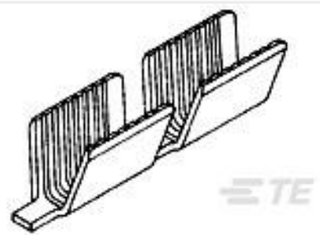

TE Part #62001-2
SPLICE AMVAR 3000-7000 020TPBR

TE Part #62026-1
187 FASTON REC 20-16 AWG TPBR

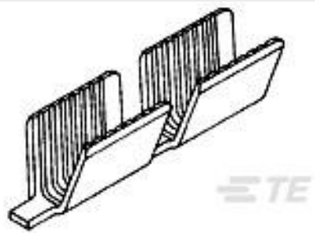

TE Part #62157-2
SPLICE AMVAR600TO3000 .020TPBR

TE Part #63933-2
250 PL MKIII REC. 22-18AWG TPBR

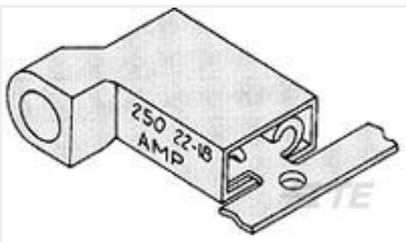

TE Part #3-520338-2
ULTRA-FAST 187 ASY REC 16-14 AWG TPBR

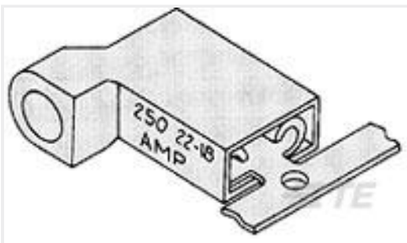

TE Part #3-520340-2
ULTRA-FAST 187 ASY REC 16-14 AWG TPBR

TE Part #3-1803059-1
ANVIL COMBINATION, END FEED

Documents

Product Drawings

250 FASTON FLAG REC 18-12 AWG TPBR

English

CAD Files

Customer View Model

ENG_CVM_CVM_61177-2_AJ.2d_dxf.zip

English

3D PDF

3D

Customer View Model

ENG_CVM_CVM_61177-2_AJ.3d_igs.zip

English

Customer View Model

ENG_CVM_CVM_61177-2_AJ.3d_stp.zip

English

By downloading the CAD file I accept and agree to the Terms and Conditions of use.

Datasheets & Catalog Pages

82004 FASTON Terminals (Insulated and Uninsulated) Catalog - FASTON Receptacles Section

English

Product Specifications

Application Specification

English

Agency Approvals

UL Report

English