OJ-SS-124LMH,000 ✔ ACTIVE

OEG | OEG Miniature PCB Relay OJ/OJE

TE Internal #: 4-1419144-4

General Purpose Power Relay, DC, Monostable, 1 Form A SPST-NO, 8 A Contact Rating, 24 VDC Coil Voltage, OEG Miniature PCB Relay OJ/OJE

View on TE.com >

Relays & Contactors > Electromechanical Relays > STD OEG Miniature PCB OJ/OJE Pow Relays







Relay & Contactor Type: **General Purpose Power Relay**

Coil Magnetic System: **Monostable**

Contact Arrangement: **1 Form A SPST-NO**

Current Type: **DC**

Contact Current Rating: **8 A**

All STD OEG Miniature PCB OJ/OJE Pow Relays (65)

Features

Product Type Features

Relay & Contactor Type	General Purpose Power Relay

Configuration Features

Contact Number of Poles	1
Coil Special Features	UL Coil Insulation Class E
Contact Arrangement	1 Form A SPST-NO

Electrical Characteristics

Contact Limiting Short-Time Current	8 A
Contact Limiting Making Current	8 A
Contact Limiting Continuous Current	8 A
Contact Limiting Breaking Current	8 A
Insulation Initial Dielectric Between Open Contacts	750 Vrms
Contact Switching Voltage (Max)	277 VAC

Contact Switching Load (Min)	100mA @ 5V
Coil Resistance	2880 Ω
Contact Current Rating	8 A
Coil Voltage Rating	24 VDC
Contact Voltage Rating	30 VDC
Coil Power Rating DC	.2 W
Insulation Initial Dielectric Between Contacts & Coil	4000 Vrms

Body Features

Product Weight	9 g[.318 oz]
Enclosure Type	Flux Resistant Automatic Solder Capable

Contact Features

Contact Material	Silver Cadmium Oxide

Termination Features

Main Termination & Connection Type	Solder Pins
Coil Termination & Connection Type	Solder Pins

Mechanical Attachment

Product Mount Type	Board Mount

Dimensions

Insulation Clearance Between Contact & Coil	7.7 mm[.303 in]
Insulation Creepage Between Contact & Coil	9.4 mm[.37 in]
Product Width	10.2 mm[.401 in]
Product Length	18.2 mm[.717 in]
Product Height	14.7 mm[.579 in]

Usage Conditions

Operating Temperature Range	-40 – 105 °C[-40 – 221 °F]
Environmental Category of Protection	RTII
Environmental Ambient Temperature (Max)	105 °C[221 °F]

Operation/Application

Coil Magnetic System	Monostable
Current Type	DC

Packaging Features

Packaging Method	Box & Tray, Tray

Other

Coil Power Rating Class	>.15 – ≤.2 W
Contact Current Class	>5 – ≤10 A
Height Class (Mechanical)	>14 – ≤16 mm[>.551 – ≤.63 in]
Length Class (Mechanical)	>16 – ≤22 mm[>.63 – ≤.866 in]
Width Class (Mechanical)	>7 – ≤11 mm[>.276 – ≤.433 in]

Product Compliance

For compliance documentation, visit the product page on TE.com>

EU RoHS Directive 2011/65/EU	Compliant with Exemptions
EU ELV Directive 2000/53/EC	Not Yet Reviewed
China RoHS 2 Directive MIIT Order No 32, 2016	Not reviewed for China RoHS compliance
EU REACH Regulation (EC) No. 1907/2006	Current ECHA Candidate List: JUNE 2025 (250) Candidate List Declared Against: JUNE 2025 (250) SVHC > Threshold: Cadmium oxide (4.75% in 4735204725) **Article Safe Usage Statements:** Use personal protective equipment as required. Do not eat, drink or smoke when using this product. Recycle if possible and dispose of the article by following all applicable governmental regulations relevant to your geographic location.
Halogen Content	Not Low Halogen - contains Br or Cl > 900 ppm.
Solder Process Capability	Wave solder capable to 265°C

Product Compliance Disclaimer

This information is provided based on reasonable inquiry of our suppliers and represents our current actual knowledge based on the information they provided. This information is subject to change. The part numbers that TE has identified as EU RoHS compliant have a maximum concentration of 0.1% by weight in homogenous materials for lead, hexavalent chromium, mercury, PBB, PBDE, DBP, BBP, DEHP, DIBP, and 0.01% for cadmium, or qualify for an exemption to these limits as defined in the Annexes of Directive 2011/65/EU (RoHS2). Finished electrical and electronic equipment products will be CE marked as required by Directive 2011/65/EU. Components may not be CE marked. Additionally, the part numbers that TE has identified as EU ELV compliant have a maximum concentration of 0.1% by weight in homogenous materials for lead, hexavalent chromium, and mercury, and 0.01% for cadmium, or qualify for an exemption to these limits as defined in the Annexes of Directive 2000/53/EC (ELV). Regarding the REACH Regulation, the information TE provides on SVHC in articles for this part number is based on the latest European Chemicals Agency (ECHA) 'Guidance on requirements for substances in articles' posted at this URL: https://echa.europa.eu/guidance-documents/guidance-on-reach

Compatible Parts



TE Part # CAT-OE4-OJ1
STD OEG Miniature PCB OJ/OJE Pow Relays

Also in the Series | OEG Miniature PCB Relay OJ/OJE

DC Relays(67)

General Purpose Power Relays(67)

PCB Relays(67)

Customers Also Bought



TE Part #HD34-24-91PE
REC, 9P, AL, E, 8/12/16, P



TE Part #350826-1
04P UMNL HDR ASSY PC 94VO



TE Part #390112-1
SKT,SODIMM,144P,SDRAM3.3V,HIGH



TE Part #2-1445098-2
MICRO MNL HDR ASSY S/ROW AU LF



TE Part #1-1649357-3
RTH34012



TE Part #1-1747277-3
DYNAMIC D4200 V-HDR ASSY 3P/X



TE Part #2069526-2
DYNAMIC FRAME PANEL X key



TE Part #2069526-3
DYNAMIC FRAME PANEL Y key



TE Part #1587987-8
RECEPTACLE ASSEMBLY, 200A, MSD



TE Part #2103172-8
Plug Assembly, 200A, MSD

Documents

Product Drawings

OJ-SS-124LMH,000

English

CAD Files

3D PDF

3D

Customer View Model

ENG_CVM_CVM_4-1419144-4_K.2d_dxf.zip

English

Customer View Model

ENG_CVM_CVM_4-1419144-4_K.3d_igs.zip

English

Customer View Model

ENG_CVM_CVM_4-1419144-4_K.3d_stp.zip

English

By downloading the CAD file I accept and agree to the Terms and Conditions of use.

Datasheets & Catalog Pages

OJ_OJE Series Relay Data Sheet English

English

Product Specifications

OJ-SS-124LMH,000 Spec Sheet

Japanese

Definitions General Purpose Relays

English

Agency Approvals

VDE Certificate

English