213500-3 ✔ ACTIVE

METRIMATE

TE Internal #: 213500-3

8 Position, Receptacle, Housing, Wire-to-Panel / Wire-to-Wire, UL 94V-0, 8 mm [.315 in] Centerline, 3 Row, 600 VAC, Power, Panel Mount

View on TE.com >

Connectors > Rectangular Connectors > Standard Rectangular Connectors



Connector Product Type: **Housing**

Connector & Housing Type: **Receptacle**

Connector System: **Wire-to-Panel, Wire-to-Wire**

UL Flammability Rating: **UL 94V-0**

Number of Positions: **8**

Features

Product Type Features

Compatible With Discrete Wire Type	Stranded
Connector Product Type	Housing
Connector & Housing Type	Receptacle
Connector System	Wire-to-Panel, Wire-to-Wire
Sealable	No

Configuration Features

Number of Positions	8
Number of Rows	3

Electrical Characteristics

Operating Voltage	600 VDC

Body Features

Primary Product Color	Blue

Contact Features

Contact Type	Pin
Contact Current Rating (Max)	55 A

Mechanical Attachment

Panel Mount Feature Type	Screw Mount
Connector Mounting Type	Panel Mount

Housing Features

Centerline (Pitch)	8 mm[.315 in]
Housing Material	Polyester GF

Dimensions

Connector Width	54.61 mm
Connector Height	30.78 mm
Connector Length	56.26 mm
Row-to-Row Spacing	7.77 mm[.306 in]

Usage Conditions

Operating Temperature Range	-55 – 130 °C[-67 – 266 °F]

Operation/Application

Circuit Application	Power

Industry Standards

Compatible With Agency/Standards Products	CSA, UL, VDE
Compatible With Approved Standards Products	UL E28476
UL Flammability Rating	UL 94V-0

Packaging Features

Packaging Quantity	1
Packaging Method	Package

Product Compliance

For compliance documentation, visit the product page on TE.com>

EU RoHS Directive 2011/65/EU	Compliant
EU ELV Directive 2000/53/EC	Compliant
China RoHS 2 Directive MIIT Order No 32, 2016	No Restricted Materials Above Threshold
EU REACH Regulation (EC) No. 1907/2006	Current ECHA Candidate List: JUNE 2025 (250)

	Candidate List Declared Against: JUNE 2025 (250) Does not contain REACH SVHC
Halogen Content	Not Low Halogen - contains Br or Cl > 900 ppm.
Solder Process Capability	Wave solder capable to 265°C

Product Compliance Disclaimer

This information is provided based on reasonable inquiry of our suppliers and represents our current actual knowledge based on the information they provided. This information is subject to change. The part numbers that TE has identified as EU RoHS compliant have a maximum concentration of 0.1% by weight in homogenous materials for lead, hexavalent chromium, mercury, PBB, PBDE, DBP, BBP, DEHP, DIBP, and 0.01% for cadmium, or qualify for an exemption to these limits as defined in the Annexes of Directive 2011/65/EU (RoHS2). Finished electrical and electronic equipment products will be CE marked as required by Directive 2011/65/EU. Components may not be CE marked. Additionally, the part numbers that TE has identified as EU ELV compliant have a maximum concentration of 0.1% by weight in homogenous materials for lead, hexavalent chromium, and mercury, and 0.01% for cadmium, or qualify for an exemption to these limits as defined in the Annexes of Directive 2000/53/EC (ELV). Regarding the REACH Regulation, the information TE provides on SVHC in articles for this part number is based on the latest European Chemicals Agency (ECHA) 'Guidance on requirements for substances in articles' posted at this URL: https://echa.europa.eu/guidance-documents/guidance-on-reach

Compatible Parts



TE Part # 213886-1
PLUG HSG,8 POWER METRIMATE

Customers Also Bought



TE Part #NB13612001
RNF-100-3/8-CL-STK



TE Part #NB16622001
RW-175-3/64-X-STK



TE Part #DT04-3P-CE01
REC, 3P, GRY, E, CAP



TE Part #66262-2
MALE CONTACT ASSY. (L.P.)



TE Part #1-66358-6
III+ SKT,18-14,TIN ,STRIP



TE Part #206486-1
CPC RECPT ASSEMBLY SIZE 11-9



TE Part #211102-1
CPC RECEPT ASSEMBLY SIZE 11-4



TE Part #327638
SPLICE BUTT PIDG 12-10/16-14

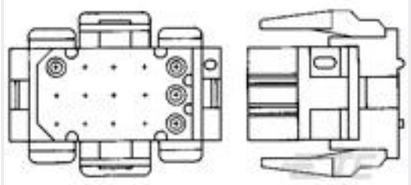

TE Part #1-640525-0
24P MR II PLUG HSG V0

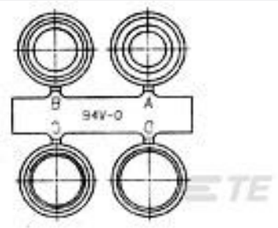

TE Part #747746-1
GROMMET ASSORT-SZ1/2 CBL CLMPS

Documents

Product Drawings

RECPT HSG,8 POWER,METRIMATE

English

CAD Files

3D PDF

3D

Customer View Model

ENG_CVM_CVM_213500-3_R.2d_dxf.zip

English

Customer View Model

ENG_CVM_CVM_213500-3_R.3d_igs.zip

English

Customer View Model

ENG_CVM_CVM_213500-3_R.3d_stp.zip

English

By downloading the CAD file I accept and agree to the Terms and Conditions of use.

Datasheets & Catalog Pages

Power Contacts

English

METRIMATE_PIN_SOCKET_CATALOG

English

Product Specifications

Product Specification

English

Connector, Metrimate Power Drawer With Powerband Contacts

English

Agency Approvals

Agency Approval Document

English