1-521800-2 ✔ ACTIVE

Test Probe 130

TE Internal #: 1-521800-2

Test Probe Receptacles, Tin, Test Probe 130

View on TE.com >

Connectors > Connector Accessories > Test Probe Receptacles







Profile Height from PCB: **11.86 mm [.467 in]**

Funnel Entry: **Without**

Contact Mating Area Plating Material: **Tin**

Features

Product Type Features

Test Probe Hole Location	Side Entry
Connector System	Cable-to-Board
Connector & Contact Terminates To	Printed Circuit Board
Funnel Entry	Without

Configuration Features

Number of Positions	1

Contact Features

Contact Base Material	Brass
Contact Current Rating (Max)	4.75 A
Contact Mating Area Plating Material	Tin

Mechanical Attachment

Connector Mounting Type	Board Mount

Dimensions

Profile Height from PCB	11.86 mm[.467 in]

Usage Conditions

Operating Temperature Range	-55 – 85 °C[-67 – 185 °F]

Operation/Application

Circuit Application	Power & Signal

Product Compliance

For compliance documentation, visit the product page on TE.com>

EU RoHS Directive 2011/65/EU	Compliant
EU ELV Directive 2000/53/EC	Compliant
China RoHS 2 Directive MIIT Order No 32, 2016	No Restricted Materials Above Threshold
EU REACH Regulation (EC) No. 1907/2006	Current ECHA Candidate List: JAN 2024 (240) Candidate List Declared Against: JAN 2024 (240) Does not contain REACH SVHC
Halogen Content	Low Halogen - Br, Cl, F, I < 900 ppm per homogenous material. Also BFR/CFR/PVC Free
Solder Process Capability	Wave solder capable to 265°C

Product Compliance Disclaimer

This information is provided based on reasonable inquiry of our suppliers and represents our current actual knowledge based on the information they provided. This information is subject to change. The part numbers that TE has identified as EU RoHS compliant have a maximum concentration of 0.1% by weight in homogenous materials for lead, hexavalent chromium, mercury, PBB, PBDE, DBP, BBP, DEHP, DIBP, and 0.01% for cadmium, or qualify for an exemption to these limits as defined in the Annexes of Directive 2011/65/EU (RoHS2). Finished electrical and electronic equipment products will be CE marked as required by Directive 2011/65/EU. Components may not be CE marked. Additionally, the part numbers that TE has identified as EU ELV compliant have a maximum concentration of 0.1% by weight in homogenous materials for lead, hexavalent chromium, and mercury, and 0.01% for cadmium, or qualify for an exemption to these limits as defined in the Annexes of Directive 2000/53/EC (ELV). Regarding the REACH Regulation, the information TE provides on SVHC in articles for this part number is based on the latest European Chemicals Agency (ECHA) 'Guidance on requirements for substances in articles' posted at this URL: https://echa.europa.eu/guidance-documents/guidance-on-reach

Compatible Parts



TE Part # 3-582118-0
TEST PROBE REC130 BI BLK GPBR



TE Part # 3-582118-2
TEST PROBE REC130 BI RED GPBR



TE Part # 2-582118-9
TEST PROBE REC130 BI WHT SPBR



TE Part # 1-380736-9
TEST PROBE REC180 BI WHT GPBR



TE Part # 1-521799-0
TEST PROBE HOUSING BLACK



TE Part # 1-521799-5
TEST PROBE HOUSING GREEN



TE Part # 2-582118-0
TEST PROBE REC130L BI-MT BLK SPBR

Also in the Series | Test Probe 130



Test Probe Receptacles(18)

Customers Also Bought



TE Part #1546413-3
ETHERNET RJ-45 BLKHD PASSTHRU



TE Part #1-770174-0
04P MINI-UMNL ASSY V0 SNNI*



TE Part #1-770970-0
08P MINI UMNL R/A HDR ASSY SN



TE Part #1676349-3
RN 0805 47K5 0.1% 10PPM 5KRL

TE Part #2311775-1
AMPL PLUG, HD22, R/A, 15P, S/L



TE Part #2311763-1
AMPL REC, HD22, R/A, 15P, S/L



TE Part #GA30K5A1B
DISCRETE 30K OHMS,+/-0.2C FROM 0C TO 70C



TE Part #3-582118-9
TEST PROBE REC130 BI WHT GPBR



TE Part #EB8965C
WHIP,EF,CT,896-970MHz 933MHz,5, BK,GP,

Documents

Product Drawings

TEST PROBE ASSEMBLY RED

English

CAD Files

3D PDF

3D

Customer View Model

ENG_CVM_CVM_1-521800-2_A_c-1-521800-2-a.2d_dxf.zip

English

Customer View Model

ENG_CVM_CVM_1-521800-2_A_c-1-521800-2-a.3d_igs.zip

English

Customer View Model

ENG_CVM_CVM_1-521800-2_A_c-1-521800-2-a.3d_stp.zip

English

By downloading the CAD file I accept and agree to the Terms and Conditions of use.

Datasheets & Catalog Pages

PRINTED CIRCUIT BOARD TERMINALS AND DISCONNECTS

English

Product Specifications

Application Specification

English

Test Probe Receptacle Contacts

English