IM07DTS ✔ ACTIVE

Axicom | Axicom IM

TE Internal #: 7-1462039-2

General Purpose Signal Relay, DC, Polarized, Monostable, 2 Form C DPDT-CO, 5 A Contact Rating, 24 VDC Coil Voltage, 250 VAC Contact Voltage, Axicom IM

View on TE.com >

Relays & Contactors > Electromechanical Relays > Standard Signal Relay 2 Form C,2 CO Cont








Relay & Contactor Type: **General Purpose Signal Relay**

Coil Magnetic System: **Polarized, Monostable**

Contact Arrangement: **2 Form C DPDT-CO**

Current Type: **DC**

Contact Current Rating: **5 A**

All Standard Signal Relay 2 Form C,2 CO Cont (72)

Features

Product Type Features

Relay & Contactor Type	General Purpose Signal Relay

Configuration Features

Contact Special Features	Bifurcated/Twin Contacts
Relay Options	RF Rated
Contact Number of Poles	2
Contact Arrangement	2 Form C DPDT-CO

Electrical Characteristics

Contact Limiting Short-Time Current	5 A
Contact Limiting Making Current	5 A
Contact Limiting Continuous Current	5 A
Contact Limiting Breaking Current	5 A
Insulation Initial Dielectric Between Open Contacts	750 Vrms

Insulation Initial Dielectric Between Adjacent Contacts	750 Vrms
Contact Switching Voltage (Max)	250 VAC
Contact Switching Load (Min)	.1mA @ .0001V
Voltage Standing Wave Ration (HF Parameter)	1.06db @ 100MHz, 1.49db @ 900MHz
Coil Resistance	2880 Ω
Insulation Initial Resistance	1000000 MΩ
Contact Current Rating	5 A
Coil Voltage Rating	24 VDC
Contact Voltage Rating	220 VDC
Coil Power Rating DC	.2 W
Insulation Initial Dielectric Between Contacts & Coil	1500 Vrms

Signal Characteristics

Isolation (HF Parameter)	-18.8dB @ 900MHz, -37dB @ 100MHz
Insertion Loss (HF Parameter)	-.03dB @ 100MHz, -.33dB @ 900MHz

Body Features

Product Weight	.75 g[.026 oz]
Enclosure Type	Hermetically Sealed

Contact Features

Contact Plating Material	Gold
Contact Material	AgNi

Termination Features

Main Termination & Connection Type	Solder Pins
Coil Termination & Connection Type	Solder Pins

Mechanical Attachment

Product Mount Type	Board Mount

Dimensions

Product Width	6 mm[.236 in]
Product Length	10 mm[.393 in]
Product Height	5.65 mm[.222 in]

Usage Conditions

Operating Temperature Range	-40 – 85 °C[-40 – 185 °F]
Environmental Category of Protection	RTV

Environmental Ambient Temperature (Max)	85 °C[185 °F]

Operation/Application

Solder Process	Wave Solder Capable
Performance Type	High Current
Coil Magnetic System	Polarized, Monostable
Current Type	DC

Packaging Features

Packaging Method	Tube

Other

Coil Power Rating Class	>.15 – ≤.2 W
Contact Current Class	>2 – ≤5 A
Height Class (Mechanical)	≤7 mm[≤.276 in]
Length Class (Mechanical)	≤11 mm[≤.433 in]
Width Class (Mechanical)	≤7 mm[≤.276 in]

Product Compliance

For compliance documentation, visit the product page on TE.com>

EU RoHS Directive 2011/65/EU	Compliant
EU ELV Directive 2000/53/EC	Compliant
China RoHS 2 Directive MIIT Order No 32, 2016	有害物质含量符合标准要求 No Restricted Substance(s) Above Threshold
EU REACH Regulation (EC) No. 1907/2006	Current ECHA Candidate List: JUNE 2025 (250) Candidate List Declared Against: JUNE 2025 (250) Does not contain REACH SVHC
Halogen Content	Low Bromine/Chlorine - Br and Cl < 900 ppm per homogenous material. Also BFR /CFR/PVC Free
Solder Process Capability	Wave solder capable to 265°C

Product Compliance Disclaimer

This information is provided based on reasonable inquiry of our suppliers and represents our current actual knowledge based on the information they provided. This information is subject to change. The part numbers that TE has identified as EU RoHS compliant have a maximum concentration of 0.1% by weight in homogenous materials for lead, hexavalent chromium, mercury, PBB, PBDE, DBP, BBP, DEHP, DIBP, and 0.01% for cadmium, or qualify for an exemption to these limits as defined in the Annexes of Directive 2011/65/EU (RoHS2). Finished electrical and electronic equipment products will be CE marked as required by Directive 2011/65/EU. Components may not be CE marked. Additionally, the part numbers that TE has identified as EU ELV compliant have a maximum concentration of 0.1% by weight in homogenous

materials for lead, hexavalent chromium, and mercury, and 0.01% for cadmium, or qualify for an exemption to these limits as defined in the Annexes of Directive 2000/53/EC (ELV). Regarding the REACH Regulation, the information TE provides on SVHC in articles for this part number is based on the latest European Chemicals Agency (ECHA) 'Guidance on requirements for substances in articles' posted at this URL: https://echa.europa.eu/guidance-documents/guidance-on-reach

Compatible Parts



TE Part # CAT-AX41-IM11B
Standard Signal Relay 2 Form C,2 CO Cont

Also in the Series | Axicom IM



PCB Relays(142)



RJ45 Connectors(2)

Customers Also Bought



TE Part #8503232002
DWTC-12/3-X-STK

TE Part #24264H10B5PN
HERM RECP

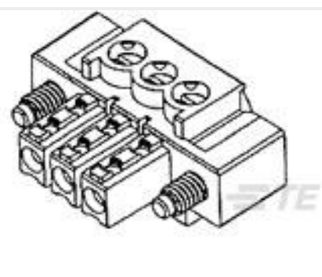

TE Part #284510-4
4P TERMI-BLOK PLUG CON VITI



TE Part #5-534206-4
08 MODII VRT DR CE 100/115



TE Part #554808-1
HDW KIT, STDOFF STUD METRIC

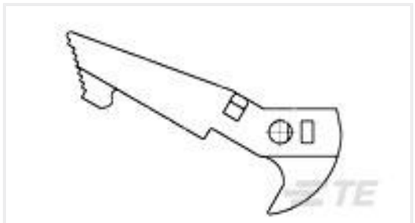

TE Part #1825851-1
AMPMODU MOD IV LATCH for AMPLA



TE Part #4-1879354-5
RR03 5% 22R AMMO



TE Part #3-2176397-7
3502 33R 1%



TE Part #8-2176579-3
RLC73K 2B R402 1% 1K RL



TE Part #1878643-6
M5031C

Documents

Product Drawings

IM07DTS=IM RELAY 200mW 24V

English

CAD Files

Customer View Model

ENG_CVM_CVM_7-1462039-2_E.3d_igs.zip

English

Customer View Model

ENG_CVM_CVM_7-1462039-2_E.3d_stp.zip

English

Customer View Model

ENG_CVM_CVM_7-1462039-2_E.2d_dxf.zip

English

3D PDF

3D

By downloading the CAD file I accept and agree to the Terms and Conditions of use.

Datasheets & Catalog Pages

Transportation, Storage, Handling, Assembly and Testing of Axicom Through Hole Terminal (THT) Relays

English

IM_Datasheet

English

Product Specifications

Definitions General Purpose Relays

English

Agency Approvals

VDE Certificate

English