350825-4 ✔ ACTIVE

MATE-N-LOK | Universal MATE-N-LOK

TE Internal #: 350825-4

Rectangular Power Connectors, Header, Plug, Wire-to-Board, 3 Position, 6.35 mm [.25 in] Centerline, Printed Circuit Board, Universal MATE-N-LOK

View on TE.com >

Connectors > Power Connectors > Rectangular Power > Rectangular Power Connectors



Rectangular Power Connector Type: **Header**

Connector & Housing Type: **Plug**

Connector System: **Wire-to-Board**

Number of Positions: **3**

Centerline (Pitch): **6.35 mm [.25 in]**

Features

Product Type Features

Rectangular Power Connector Type	Header
Connector & Housing Type	Plug
Connector System	Wire-to-Board
Sealable	No
Connector & Contact Terminates To	Printed Circuit Board

Configuration Features

Number of Positions	3
PCB Mount Orientation	Vertical
Number of Power Positions	3
Number of Rows	1

Electrical Characteristics

Operating Voltage	600 VAC

Contact Features

Multiple Contact Types	Without

PCB Contact Termination Area Plating Material Thickness	2.54 µm[100 µin]
Contact Layout	Inline
Contact Underplating Material Thickness	1.27 µm[50 µin]
Contact Mating Area Plating Material	Gold
Contact Current Rating (Max)	12 A, 19 A
Contact Retention Within Housing	Without
Contact Type	Socket
PCB Contact Termination Area Plating Material	Tin
Contact Mating Area Plating Material Thickness	.76 - .91 µm[30 - 36 µin]

Termination Features

Termination Post & Tail Length	3.18 mm[.125 in]
Termination Method to Printed Circuit Board	Through Hole - Solder

Mechanical Attachment

Strain Relief	Without
Mating Alignment Type	Polarization
Mating Retention	With
Mating Alignment	With
PCB Mount Alignment	Without
Panel Mount Feature	Without
PCB Mount Retention	Without
Mating Retention Type	Positive Lock
Connector Mounting Type	Board Mount

Housing Features

Centerline (Pitch)	6.35 mm[.25 in]
Housing Color	White
Housing Material	Nylon

Dimensions

Compatible Insulation Diameter (Max)	5.08 mm
Connector Height	13.97 mm
PCB Thickness (Recommended)	1.57 mm[.062 in]
Product Width	7.62 mm
Product Length	20.32 mm

Usage Conditions

Operating Temperature Range	-40 - 105 °C[-40 - 221 °F]

Operation/Application

Circuit Application	Power

Industry Standards

CSA Rating	Certified, LR 7189
UL Rating	Recognized
Compatible With Agency/Standards Products	CSA, UL, VDE
Compatible With Approved Standards Products	UL E28476
UL Flammability Rating	UL 94V-0
Glow Wire Rating	Standard Part - Not Glow Wire

Packaging Features

Packaging Quantity	100
Packaging Method	Bag & Box

Product Compliance

For compliance documentation, visit the product page on TE.com>

EU RoHS Directive 2011/65/EU	Compliant
EU ELV Directive 2000/53/EC	Compliant
China RoHS 2 Directive MIIT Order No 32, 2016	No Restricted Materials Above Threshold
EU REACH Regulation (EC) No. 1907/2006	Current ECHA Candidate List: JAN 2024 (240) Candidate List Declared Against: JAN 2024 (240) Does not contain REACH SVHC
Halogen Content	Low Halogen - Br, Cl, F, I < 900 ppm per homogenous material. Also BFR/CFR/PVC Free
Solder Process Capability	Wave solder capable to 265°C

Product Compliance Disclaimer

This information is provided based on reasonable inquiry of our suppliers and represents our current actual knowledge based on the information they provided. This information is subject to change. The part numbers that TE has identified as EU RoHS compliant have a maximum concentration of 0.1% by weight in homogenous materials for lead, hexavalent chromium, mercury, PBB, PBDE, DBP, BBP, DEHP, DIBP, and 0.01% for cadmium, or qualify for an exemption to these limits as defined in the Annexes of Directive 2011/65/EU (RoHS2). Finished electrical and electronic equipment products will be CE marked as required by Directive 2011/65/EU. Components may not be CE marked. Additionally, the part numbers that TE has identified as EU ELV compliant have a maximum concentration of 0.1% by weight in homogenous materials for lead, hexavalent chromium, and mercury, and 0.01% for cadmium, or qualify for an exemption to these limits

as defined in the Annexes of Directive 2000/53/EC (ELV). Regarding the REACH Regulation, the information TE provides on SVHC in articles for this part number is based on the latest European Chemicals Agency (ECHA) 'Guidance on requirements for substances in articles' posted at this URL: https://echa.europa.eu/guidance-documents/guidance-on-reach

Compatible Parts

TE Part # 641945-1
03P UMNL STR/REL

TE Part # 641763-1
03P UMNL STR/REL V2 NATL

TE Part # 1-350589-0
STR/REL CLAMP NATL

TE Part # 350811-1
STR/REL CLAMP

TE Part # 770018-1
03P UMNLII IN-LNE PLUG HSG KIT

TE Part # 640714-1
03P UMNL STR/REL



TE Part # 350766-1
03P UMNL PLUG HSG

TE Part # 794271-1
03P UMNL INTERFACE SEAL

TE Part # 1-640720-0
03P UMNL STR/REL & INSRT NATL

TE Part # 794272-1
03P UMNL WIRE SEAL

TE Part # 1586849-1
03P UMNL CAP HSG NATL, GW

TE Part # 794900-1
03P UMNL HI TEMP CAP HSG

TE Part # 794992-1
03P UMNL BLACK INTERFACE SEAL

TE Part # 350848-3
03P UMNL PLUG TEST ASSY 94VO

TE Part # 641966-3
03P UMNL PIN HDR ASSY 94VO, AU

Also in the Series | Universal MATE-N-LOK

Circular Power Connectors(2)

Connector Caps & Covers(34)

Connector Contacts(209)

Connector Hardware(12)

Connector Seals & Cavity Plugs(27)

Connector Strain Relief(7)

Insertion & Extraction Tools(4)

Rectangular Connector Housings(1)

Rectangular Power Connectors(671)

Standard Circular Connectors(1)

Customers Also Bought

TE Part # E40866-000
RNF-100-BK Heat Shrink Tubing

TE Part # 3-1991253-7
37 WAY LOW COST D SUB BACKSHEL

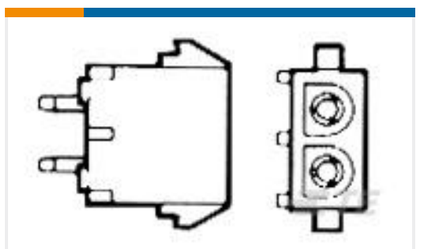

TE Part # 350789-3
03P UMNL PIN HDR ASSY 94VO

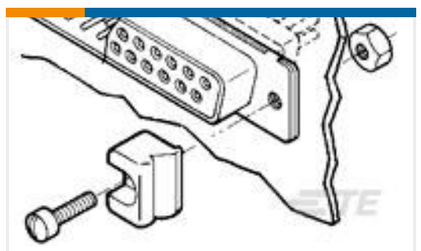

TE Part # 745286-2
LATCHING BLOCK

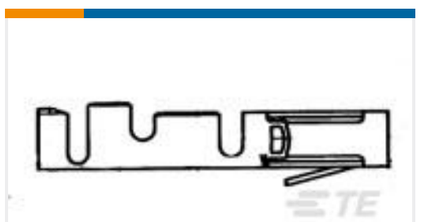

TE Part # 181270-1
AMP-MODU CONTACT



TE Part # 5536397-5
ASSY,RECEPT,EURO,TYPE C/2,LEAD

TE Part # 32952
PG R 22-16 COMM 22-18 MIL 10

TE Part # 350834-4
06P UMNL HDR ASSY PC 94VO LF

Documents

Product Drawings

03P UMNL HDR ASSY PC 94VO LF

English

CAD Files

3D PDF

3D

Customer View Model

ENG_CVM_CVM_350825-4_T.2d_dxf.zip

English

Customer View Model

ENG_CVM_CVM_350825-4_T.3d_igs.zip

English

Customer View Model

ENG_CVM_CVM_350825-4_T.3d_stp.zip

English

3D PDF

English

Customer View Model

ENG_CVM_350825-4_N.2d_dxf.zip

English

Customer View Model

ENG_CVM_350825-4_N.3d_igs.zip

English

Customer View Model

ENG_CVM_350825-4_N.3d_stp.zip

English

By downloading the CAD file I accept and agree to the Terms and Conditionsof use.

Datasheets & Catalog Pages

SOFT_SHELL_PIN_SOCKET_CONNECTORS_STANDARD_DENSITY

English

Product Specifications

Application Specification

English