# 8-640915-1 ✔ ACTIVE

FASTON | FASTON 205

TE Internal #: 8-640915-1

Quick Disconnect Receptacle, Partially Insulated, 16 – 14 AWG, 1.04 – 2.62 mm² Wire, 2050 – 5180 CMA, 5.21 mm [.205 in] Tab Width, FASTON 205

View on TE.com >

Terminals & Splices > Quick Disconnects




Quick Disconnect Terminal Type: **Receptacle**

Wire Size: **2050 – 5180 CMA**

Mating Tab Width: **5.21 mm [ .205 in ]**

## Features

### Product Type Features

| | |
|---|---|
| Terminal Features | Wire Stop |
| Insertion Force | Normal |

### Electrical Characteristics

| | |
|---|---|
| Voltage Rating | 300 V |

### Body Features

| | |
|---|---|
| Insulation Material | Nylon |

### Contact Features

| | |
|---|---|
| Quick Disconnect Terminal Type | Receptacle |
| Mating Tab Width | 5.21 mm[.205 in] |
| Mating Tab Thickness | .81 mm[.032 in] |
| Terminal Orientation | Straight |
| Contact Base Material | Brass |
| Terminal Plating Material | Tin |
| Crimp Type | Compression Crimp |
| Barrel Type | Closed |

### Termination Features

| | |
|---|---|
| Product Terminates To | Wire & Cable |

### Mechanical Attachment

| | |
|---|---|
| Wire Insulation Support | With |
| Mating Retention Type | Dimple |

### Dimensions

| | |
|---|---|
| Product Length | 20.36 mm[.8 in] |
| Compatible Insulation Diameter Range | 4.32 mm[.17 in] |
| Terminal Material Thickness | .41 mm[.016 in] |
| Wire Size | 2050 – 5180 CMA |

### Usage Conditions

| | |
|---|---|
| Insulation Option | Partially Insulated |

### Industry Standards

| | |
|---|---|
| Compatible With Agency/Standards Products | CSA, RU (UL Component Program) |

### Packaging Features

| | |
|---|---|
| Packaging Quantity | 100 |
| Packaging Method | Loose Piece |

### Other

| | |
|---|---|
| Barrel Color | Blue |

## Product Compliance

For compliance documentation, visit the product page on TE.com>

| | |
|---|---|
| EU RoHS Directive 2011/65/EU | Compliant |
| EU ELV Directive 2000/53/EC | Compliant |
| China RoHS 2 Directive MIIT Order No 32, 2016 | No Restricted Materials Above Threshold |
| EU REACH Regulation (EC) No. 1907/2006 | Current ECHA Candidate List: JUNE 2025 (250)<br>Candidate List Declared Against: JUNE 2025 (250)<br>Does not contain REACH SVHC |
| Halogen Content | Low Halogen - Br, Cl, F < 900 ppm per homogenous material. Also BFR/CFR/PVC Free |
| Solder Process Capability | Not applicable for solder process capability |

Product Compliance Disclaimer

This information is provided based on reasonable inquiry of our suppliers and represents our current actual knowledge based on the information they provided. This information is subject to change. The part numbers that TE has identified as EU RoHS compliant have a maximum concentration of 0.1% by weight in homogenous materials for lead, hexavalent chromium, mercury, PBB, PBDE, DBP, BBP, DEHP, DIBP, and 0.01% for cadmium, or qualify for an exemption to these limits as defined in the Annexes of Directive 2011/65/EU (RoHS2). Finished electrical and electronic equipment products will be CE marked as required by Directive 2011/65/EU. Components may not be CE marked. Additionally, the part numbers that TE has identified as EU ELV compliant have a maximum concentration of 0.1% by weight in homogenous materials for lead, hexavalent chromium, and mercury, and 0.01% for cadmium, or qualify for an exemption to these limits as defined in the Annexes of Directive 2000/53/EC (ELV). Regarding the REACH Regulation, the information TE provides on SVHC in articles for this part number is based on the latest European Chemicals Agency (ECHA) 'Guidance on requirements for substances in articles' posted at this URL: https://echa.europa.eu/guidance-documents/guidance-on-reach

## Compatible Parts

TE Part # 640915-2
RECEPT,PIDG FASTON 16-14 205

TE Part # 640915-1
RECEPT,PIDG FASTON 16-14 205

## Also in the Series | FASTON 205



Crimp Terminal Housings(3)

PCB Terminals(10)

Quick Disconnects(34)

## Customers Also Bought

TE Part #8-34150-1
PG R 22-16 COMM 22-18 MIL 1/4

TE Part #4-640440-4
14P MTA100 CONN ASSY 22AWG RED

## Documents

Product Drawings

RECEPT,PIDG FASTON 16-14 205

English

## CAD Files

### 3D PDF

English

Customer View Model

ENG_CVM_8-640915-1_G.2d_dxf.zip

English

Customer View Model

ENG_CVM_8-640915-1_G.3d_igs.zip

English

Customer View Model

ENG_CVM_8-640915-1_G.3d_stp.zip

English

### 3D PDF

3D

Customer View Model

ENG_CVM_CVM_8-640915-1_F.2d_dxf.zip

English

Customer View Model

ENG_CVM_CVM_8-640915-1_F.3d_igs.zip

English

Customer View Model

ENG_CVM_CVM_8-640915-1_F.3d_stp.zip

English

By downloading the CAD file I accept and agree to the Terms and Conditions of use.

## Product Specifications

### Application Specification

English

## Instruction Sheets

### Instruction Sheet (U.S.)

English

## Agency Approvals

### CSA Certificate

English