52403-1 ✔ ACTIVE

PIDG

TE Internal #: 52403-1

Spring Spade Terminal, 26 - 22 AWG, M3.5 / #6 Stud Size, 3.51 mm [.138 in] Stud Diameter, Closed Barrel, Straight, Tin, Partially Insulated

View on TE.com >

Terminals & Splices > Spade Terminals > PIDG Long Spring Spade Tongue Terminals







Spade Terminal Type: **Spring Spade Terminal**

Wire Size: **202 - 810 CMA**

Stud Size: **#6, M3.5**

All PIDG Long Spring Spade Tongue Terminals (50)

Features

Product Type Features

Stud Size	#6, M3.5
Sealable	No
Wire Insulation Support Retention Type	Insulation Support

Body Features

Insulation Sleeve Color	Yellow
Stripe Color	Yellow

Contact Features

Spade Terminal Type	Spring Spade Terminal
Barrel Type	Closed
Terminal Orientation	Straight
Terminal Plating Material	Tin

Mechanical Attachment

Wire Insulation Support	With

Dimensions

Wire Size	202 - 810 CMA
Stud Diameter	3.51 mm[.138 in]
Tongue Thickness	.79 mm[.031 in]
Product Length	21.5 mm[.847 in]
Compatible Insulation Diameter (Max)	2.08 mm[.082 in]
Compatible Insulation Diameter Range	1.27 - 2.08 mm[.05 - .082 in]

Usage Conditions

Insulation Option	Partially Insulated
Operating Temperature Range	105 °C[221 °F]

Operation/Application

Compatible With Wire Base Material	Copper
Compatible With Wire Plating Material	Tin

Industry Standards

Government Qualified Terminal	No

Packaging Features

Packaging Quantity	5000
Packaging Method	Tape Mounted

Product Compliance

For compliance documentation, visit the product page on TE.com>

EU RoHS Directive 2011/65/EU	Compliant
EU ELV Directive 2000/53/EC	Compliant
China RoHS 2 Directive MIIT Order No 32, 2016	No Restricted Materials Above Threshold
EU REACH Regulation (EC) No. 1907/2006	Current ECHA Candidate List: JAN 2024 (240) Candidate List Declared Against: JAN 2024 (240) Does not contain REACH SVHC
Halogen Content	Low Halogen - Br, Cl, F, I < 900 ppm per homogenous material. Also BFR/CFR/PVC Free
Solder Process Capability	Not applicable for solder process capability

Product Compliance Disclaimer

This information is provided based on reasonable inquiry of our suppliers and represents our current actual knowledge based on the information they provided. This information is subject to change. The part numbers that TE has identified as EU RoHS compliant have a maximum concentration of 0.1% by weight in homogenous materials for lead, hexavalent chromium, mercury, PBB, PBDE, DBP, BBP, DEHP, DIBP, and 0.01% for cadmium, or qualify for an exemption to these limits as defined in the Annexes of Directive 2011/65/EU (RoHS2). Finished electrical and electronic equipment products will be CE marked as required by Directive 2011/65/EU. Components may not be CE marked. Additionally, the part numbers that TE has identified as EU ELV compliant have a maximum concentration of 0.1% by weight in homogenous materials for lead, hexavalent chromium, and mercury, and 0.01% for cadmium, or qualify for an exemption to these limits as defined in the Annexes of Directive 2000/53/EC (ELV). Regarding the REACH Regulation, the information TE provides on SVHC in articles for this part number is based on the latest European Chemicals Agency (ECHA) 'Guidance on requirements for substances in articles' posted at this URL: https://echa.europa.eu/guidance-documents/guidance-on-reach

Compatible Parts



TE Part # 46121
DAHT PG PIDG 26-22 ASSY

Also in the Series | PIDG



Compression Connectors(17)



Crimp Terminal Housings(1)



Crimp Wire Pins, Tabs & Ferrules(41)



Hand Crimping Tools(2)



Knife Disconnects(11)



PCB Terminals(5)



Quick Disconnects(47)



Ring Terminals(589)



Spade Terminals(230)



Special Purpose Terminals(1)



Splices(43)

Customers Also Bought



TE Part # 8-52924-1
PIDG Long Spring Spade Tongue Terminals



TE Part # 440055-3
2.0MM,HDR,3POS,R/A



TE Part # 1-2823448-1
M12 A-F-8 CRIMP ST,CAT7 RADOX8. 2MM,H&S



TE Part # YD369-P33-NP300000
369 3 WAY PLUG, 20/22 CONTACTS, PIN



TE Part # 2-2176611-5
EP 2W (SS) 10R 5%

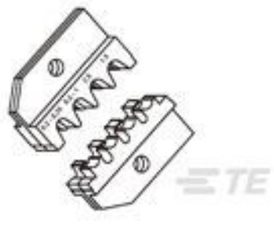

TE Part # 4-1579001-2
ERGO DIE MCP 1,2 LL

Documents

Product Drawings

TERMINAL,PIDG SPR SPD 26-22 6

English

CAD Files

3D PDF

3D

Customer View Model

ENG_CVM_CVM_52403-1_C.2d_dxf.zip

English

Customer View Model

ENG_CVM_CVM_52403-1_C.3d_igs.zip

English

Customer View Model

ENG_CVM_CVM_52403-1_C.3d_stp.zip

English

By downloading the CAD file I accept and agree to the Terms and Conditionsof use.

Datasheets & Catalog Pages

RADIATION_RESISTANT_PRE-INSULATED_TERMINALS_SPLICES

English