7-1393234-3 ✔ ACTIVE

SCHRACK

TE Internal #: 7-1393234-3

General Purpose Power Relay, DC, Bistable, 2 Coils, Latching, 2 Form C DPDT-CO, 8 A Contact Rating, 12 VDC Coil Voltage, 250 VAC Contact Voltage

View on TE.com >

Relays & Contactors > Electromechanical Relays







Relay & Contactor Type: **General Purpose Power Relay**

Coil Magnetic System: **Bistable, 2 Coils, Latching**

Contact Arrangement: **2 Form C DPDT-CO**

Current Type: **DC**

Contact Current Rating: **8 A**

Features

Product Type Features

Relay & Contactor Type	General Purpose Power Relay

Configuration Features

Contact Number of Poles	2
Contact Arrangement	2 Form C DPDT-CO

Electrical Characteristics

Contact Limiting Short-Time Current	10 A
Contact Limiting Making Current	8 A
Contact Limiting Continuous Current	8 A
Contact Limiting Breaking Current	8 A
Insulation Initial Dielectric Between Open Contacts	1000 Vrms
Insulation Initial Dielectric Between Adjacent Contacts	2500 Vrms
Coil Current	.114 A
Contact Switching Voltage (Max)	400 VAC
Contact Switching Load (Min)	100mA @ 12V

Coil Resistance	105 Ω
Contact Current Rating	8 A
Coil Voltage Rating	12 VDC
Contact Voltage Rating	250 VAC
Coil Power Rating DC	1.25 W
Insulation Initial Dielectric Between Contacts & Coil	4000 Vrms

Body Features

Enclosure Type	Flux Resistant Automatic Solder Capable

Contact Features

Contact Plating Material	Gold Flash
Contact Material	Ag

Termination Features

Main Termination & Connection Type	Solder Pins
Coil Termination & Connection Type	Solder Pins

Mechanical Attachment

Product Mount Type	Board Mount

Dimensions

Insulation Creepage Between Contact & Coil	8 mm
Product Width	12.6 mm[.496 in]
Product Length	29 mm[1.141 in]
Product Height	25.5 mm[1 in]

Usage Conditions

Operating Temperature Range	-40 – 70 °C[-40 – 158 °F]
Environmental Ambient Temperature (Max)	70 °C[158 °F]

Operation/Application

Solder Process	Wave Solder Capable
Coil Magnetic System	Bistable, 2 Coils, Latching
Current Type	DC

Packaging Features

Packaging Method	Box & Tube

Other

Coil Power Rating Class	>1 – ≤1.5 W
Contact Current Class	>5 – ≤10 A
Height Class (Mechanical)	>22 – ≤27 mm[>.866 – ≤1.063 in]
Length Class (Mechanical)	>22 – ≤33 mm[>.866 – ≤1.299 in]
Width Class (Mechanical)	>11 – ≤14 mm[>.433 – ≤.551 in]

Product Compliance

For compliance documentation, visit the product page on TE.com>

EU RoHS Directive 2011/65/EU	Compliant
EU ELV Directive 2000/53/EC	Compliant
China RoHS 2 Directive MIIT Order No 32, 2016	有害物质含量符合标准要求 No Restricted Substance(s) Above Threshold
EU REACH Regulation (EC) No. 1907/2006	Current ECHA Candidate List: JUNE 2025 (250) Candidate List Declared Against: JUNE 2025 (250) SVHC > Threshold: Methanone, (diphenylphosphinyl)(2,4,6-trimethylphenyl)- (2% in 10539788067) **Article Safe Usage Statements:** Wash thoroughly after handling. Do not handle until all safety precautions have been read and understood. Recycle if possible and dispose of the article by following all applicable governmental regulations relevant to your geographic location.
Halogen Content	Not Low Halogen - contains Br or Cl > 900 ppm.
Solder Process Capability	Wave solder capable to 265°C

Product Compliance Disclaimer

This information is provided based on reasonable inquiry of our suppliers and represents our current actual knowledge based on the information they provided. This information is subject to change. The part numbers that TE has identified as EU RoHS compliant have a maximum concentration of 0.1% by weight in homogenous materials for lead, hexavalent chromium, mercury, PBB, PBDE, DBP, BBP, DEHP, DIBP, and 0.01% for cadmium, or qualify for an exemption to these limits as defined in the Annexes of Directive 2011/65/EU (RoHS2). Finished electrical and electronic equipment products will be CE marked as required by Directive 2011/65/EU. Components may not be CE marked. Additionally, the part numbers that TE has identified as EU ELV compliant have a maximum concentration of 0.1% by weight in homogenous materials for lead, hexavalent chromium, and mercury, and 0.01% for cadmium, or qualify for an exemption to these limits as defined in the Annexes of Directive 2000/53/EC (ELV). Regarding the REACH Regulation, the information TE provides on SVHC in articles for this part number is based on the latest European Chemicals Agency (ECHA) 'Guidance on requirements for substances in articles' posted at this URL: https://echa.europa.eu/guidance-documents/guidance-on-reach

Compatible Parts



TE Part # 7-1393234-4
RP421F24

Customers Also Bought



TE Part #812282-SF
IL13-EU1-H05-3100-200



TE Part #130205
PIDG RING



TE Part #160293
PLASTI-GRIP, RING, 12-10 5MM



TE Part #5-160506-2
250 FASTON REC 20-16 AWG TPBR

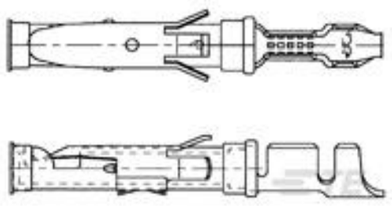

TE Part #163088-2
LOOSE PC SOCKET TYPEIII+ CONTACT SIZE16

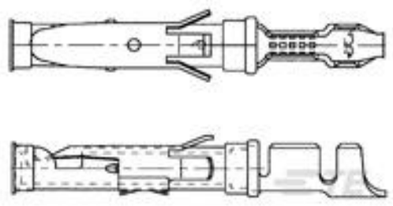

TE Part #1-163088-0
SPEC. PLATED



TE Part #165142
PIDG WIRE PIN 22-16



TE Part #8-1393243-0
RT425005



TE Part #3-1563759-1
18POS,AMP MCP1.5K,REC HSG,ASSY



TE Part #1618278-1
KC-11=RELAY, VACUUM, SPDT

Documents

CAD Files

3D PDF

3D

Customer View Model
ENG_CVM_CVM_7-1393234-3_A.2d_dxf.zip

English

Customer View Model
ENG_CVM_CVM_7-1393234-3_A.3d_igs.zip

English

Customer View Model

ENG_CVM_CVM_7-1393234-3_A.3d_stp.zip

English

By downloading the CAD file I accept and agree to the Terms and Conditions of use.

Datasheets & Catalog Pages

Power PCB Relay RPII/2

English

Product Specifications

Definitions General Purpose Relays

English

Agency Approvals

VDE Certificate

English