1473565-7 ✔ ACTIVE

RITS | RITS Header Connectors PCB Mount

TE Internal #: 1473565-7

PCB Mount Header, Vertical, Wire-to-Board, 7 Position, 2 mm [.078 in] Centerline, Partially Shrouded, Gold (Au), RITS Header Connectors PCB Mount

View on TE.com >

Connectors > PCB Connectors > PCB Headers & Receptacles



PCB Connector Type: **PCB Mount Header**

PCB Mount Orientation: **Vertical**

Connector System: **Wire-to-Board**

Number of Positions: **7**

Centerline (Pitch): **2 mm [.078 in]**

Features

Product Type Features

PCB Connector Type	PCB Mount Header
Connector System	Wire-to-Board
Header Type	Partially Shrouded
Sealable	No
Connector & Contact Terminates To	Printed Circuit Board
Connector Product Type	Connector Assembly

Configuration Features

Number of Columns	1
Number of Loaded Positions	7
Connector Contact Load Condition	Fully Loaded
PCB Mount Orientation	Vertical
Number of Positions	7
Number of Rows	7

Electrical Characteristics

Operating Voltage	32 VDC

Body Features

Primary Product Color	Black

Contact Features

Contact Underplating Material	Nickel
Contact Underplating Material Thickness	1.27 µm[50 µin]
PCB Contact Termination Area Plating Material Finish	Matte
PCB Contact Termination Area Plating Material Thickness	2 µm[78.74 µin]
PCB Contact Termination Area Plating Material	Tin
Contact Mating Area Plating Material	Gold (Au)
Contact Mating Area Plating Material Finish	Bright
Contact Mating Area Plating Material Thickness	.2 µm[7.87 µin]
Contact Type	Receptacle
Contact Current Rating (Max)	3 A

Termination Features

Rectangular Termination Post & Tail Width	.6 mm[.023 in]
Rectangular Termination Post & Tail Thickness	.2 mm[.007 in]
Termination Method to PCB	Through Hole - Solder

Mechanical Attachment

Mating Alignment Type	Polarization
PCB Mount Alignment	With
Mating Retention	Without
PCB Mount Retention	Without
Connector Mounting Type	Board Mount
Mating Alignment	With

Housing Features

Centerline (Pitch)	2 mm[.078 in]
Housing Material	Thermoplastic

Dimensions

Connector Width	6.4 mm[.251 in]
Connector Height	13 mm[.511 in]
Connector Length	23.8 mm[.937 in]

Usage Conditions

Operating Temperature Range	-30 – 75 °C[-22 – 167 °F]

Operation/Application

Circuit Application	Signal

Industry Standards

UL Flammability Rating	UL 94V-0

Packaging Features

Packaging Method	Tube

Product Compliance

For compliance documentation, visit the product page on TE.com>

EU RoHS Directive 2011/65/EU	Compliant
EU ELV Directive 2000/53/EC	Compliant
China RoHS 2 Directive MIIT Order No 32, 2016	No Restricted Materials Above Threshold
EU REACH Regulation (EC) No. 1907/2006	Current ECHA Candidate List: JUNE 2025 (250) Candidate List Declared Against: JUNE 2025 (250) Does not contain REACH SVHC
Halogen Content	Not Low Halogen - contains Br or Cl > 900 ppm.
Solder Process Capability	Wave solder capable to 265°C

Product Compliance Disclaimer

This information is provided based on reasonable inquiry of our suppliers and represents our current actual knowledge based on the information they provided. This information is subject to change. The part numbers that TE has identified as EU RoHS compliant have a maximum concentration of 0.1% by weight in homogenous materials for lead, hexavalent chromium, mercury, PBB, PBDE, DBP, BBP, DEHP, DIBP, and 0.01% for cadmium, or qualify for an exemption to these limits as defined in the Annexes of Directive 2011/65/EU (RoHS2). Finished electrical and electronic equipment products will be CE marked as required by Directive 2011/65/EU. Components may not be CE marked. Additionally, the part numbers that TE has identified as EU ELV compliant have a maximum concentration of 0.1% by weight in homogenous materials for lead, hexavalent chromium, and mercury, and 0.01% for cadmium, or qualify for an exemption to these limits as defined in the Annexes of Directive 2000/53/EC (ELV). Regarding the REACH Regulation, the information TE provides on SVHC in articles for this part number is based on the latest European Chemicals Agency (ECHA) 'Guidance on requirements for substances in articles' posted at this URL: https://echa.europa.eu/guidance-documents/guidance-on-reach

Compatible Parts



TE Part # 3-2295044-7
RITS CONN. PLUG ASSY 7P ORANGE TIN



TE Part # 2295044-7
RITS CONN. PLUG ASSY 7P YELLOW TIN



TE Part # 4-2295044-7
RITS CONN. PLUG ASSY 7P GREEN TIN



TE Part # 2-2295044-7
RITS CONN. PLUG ASSY 7P BLUE TIN



TE Part # 1-2295044-7
RITS CONN. PLUG ASSY 7P RED TIN

Also in the Series | RITS Header Connectors PCB Mount



PCB Headers & Receptacles(13)



Rectangular Power Connectors(1)



Wire-to-Board Headers & Receptacles (13)

Customers Also Bought



TE Part #114017-ZZ
SEALING PLUG, SIZE 12/16, WHT



TE Part #CAT-D48-ST273
DEUTSCH Solid Contacts



TE Part #DT06-2S
PLG, 2P, GRY, N



TE Part #DT04-2P
REC, 2P, GRY, N



TE Part #CAT-D487-W416
Wedgelocks: DEUTSCH DT

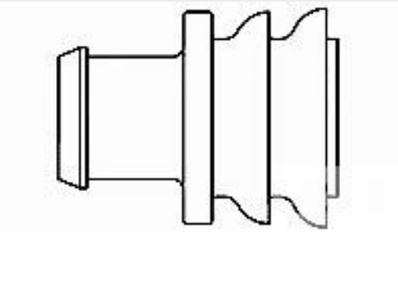

TE Part #281934-2
SINGLE WIRE SEAL



TE Part #CAT-AM71-CH8172
AMP SUPERSEAL 1.5MM, CONNECTOR HOUSING

Documents

Product Drawings

RITS CONN.HDR ASSY 7P

Japanese

CAD Files

3D PDF

English

Customer View Model

ENG_CVM_1473565-7_B.2d_dxf.zip

English

Customer View Model

ENG_CVM_1473565-7_B.3d_igs.zip

English

Customer View Model

ENG_CVM_1473565-7_B.3d_stp.zip

English

By downloading the CAD file I accept and agree to the **Terms and Conditions** of use.

Datasheets & Catalog Pages

Remote Input Output Terminal System (RITS) Connectors

English

Product Specifications

Standard Operating Procedure

Japanese

Instruction Sheets

Instruction Sheet (non U.S.)

Japanese

RITS Connector Interconnection System/e-CON Connector

Japanese