# 104128-4 ✔ ACTIVE

AMP-LATCH

TE Internal #: 104128-4

Board-to-Board, 20 Position, 2.54 mm [.1 in] Centerline, Vertical, Through Hole - Solder, 2 Row, Receptacle, Low Profile, Ribbon Cable Connectors

View on TE.com >

Connectors > PCB Connectors > Wire-to-Board Connectors > FFC, FPC & Ribbon Connectors > Ribbon Cable Connectors



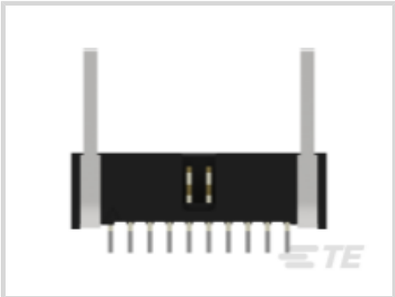

Connector System: **Board-to-Board**

Number of Positions: **20**

Centerline (Pitch): **2.54 mm [ .1 in ]**

PCB Mount Retention: **Without**

PCB Mount Orientation: **Vertical**

## Features

### Product Type Features

| | |
|---|---|
| Connector Product Type | Connector Assembly |
| Ribbon Cable Connector Header Type | Pin Header |
| Connector System | Board-to-Board |
| Connector & Housing Type | Receptacle |
| Connector & Contact Terminates To | Printed Circuit Board |

### Configuration Features

| | |
|---|---|
| Number of Positions | 20 |
| PCB Mount Orientation | Vertical |
| Number of Rows | 2 |

### Electrical Characteristics

| | |
|---|---|
| Insulation Resistance | 5000 MΩ |

### Body Features

| | |
|---|---|
| Daisy Chain | With |
| Primary Product Color | Black |

| | |
|---|---|
| Connector Profile | Low |

## Contact Features

| | |
|---|---|
| | 30 µin |
| Contact Underplating Material | Nickel |
| Mating Square Post Dimension | .64 mm[.025 in] |
| Contact Shape & Form | Square |
| PCB Contact Termination Area Plating Material Thickness | 2.54 µm[100 µin] |
| Contact Mating Area Plating Material | Gold (Au), Gold Flash, Gold Flash over Palladium Nickel |
| Contact Base Material | Phosphor Bronze |
| PCB Contact Termination Area Plating Material | Tin-Lead |
| Contact Type | Pin |
| Contact Current Rating (Max) | 1 A |

## Termination Features

| | |
|---|---|
| Termination Post & Tail Length | 3.05 mm[.12 in] |
| Square Termination Post & Tail Dimension | .64 mm[.025 in] |
| Termination Method to PCB | Through Hole - Solder |

## Mechanical Attachment

| | |
|---|---|
| Panel Mount Feature | Without |
| Mating Alignment | With |
| PCB Mount Alignment | With |
| PCB Mount Retention | Without |
| Mating Alignment Type | Center, Dual Polarizing Bar |
| Mating Retention | With |
| Mating Retention Type | Ejection Latch |
| Connector Mounting Type | Board Mount |

## Housing Features

| | |
|---|---|
| Housing Material | Nylon GF |
| Centerline (Pitch) | 2.54 mm[.1 in] |

## Dimensions

| | |
|---|---|
| Shrouded End Dimension | 3.81 mm[.15 in] |
| Connector Height | 9.77 mm[.38 in] |

| | |
|---|---|
| Connector Length | 33.02 mm[1.3 in] |
| Row-to-Row Spacing | 2.54 mm[.1 in] |

### Usage Conditions

| | |
|---|---|
| Housing Temperature Rating | Standard |
| Operating Temperature Range | -65 – 105 °C[-85 – 221 °F] |

### Operation/Application

| | |
|---|---|
| Solder Process Feature | Solder Dipped |
| Circuit Application | Signal |

### Industry Standards

| | |
|---|---|
| UL Flammability Rating | UL 94V-0 |

### Packaging Features

| | |
|---|---|
| Packaging Quantity | 72 |
| Packaging Method | Tray |

## Product Compliance

For compliance documentation, visit the product page on TE.com>

| | |
|---|---|
| EU RoHS Directive 2011/65/EU | Not Compliant |
| EU ELV Directive 2000/53/EC | Not Compliant |
| China RoHS 2 Directive MIIT Order No 32, 2016 | Restricted Materials Above Threshold |
| EU REACH Regulation (EC) No. 1907/2006 | Current ECHA Candidate List: JUNE 2025 (250)<br>Candidate List Declared Against: JUNE 2024 (241)<br>SVHC > Threshold:<br>Pb (13% in Component Part)<br>Article Safe Usage Statements:<br>Do not eat, drink or smoke when using this product. Wash thoroughly after handling. Recycle if possible and dispose of the article by following all applicable governmental regulations relevant to your geographic location. |
| Halogen Content | BFR/CFR/PVC Free, but Br/Cl >900 ppm in other sources. |
| Solder Process Capability | Not lead free process capable |

Product Compliance Disclaimer

This information is provided based on reasonable inquiry of our suppliers and represents our current actual knowledge based on the information they provided. This information is subject to change. The part numbers that TE has identified as EU RoHS compliant have a maximum concentration of 0.1% by weight in homogenous materials for lead, hexavalent chromium, mercury, PBB, PBDE, DBP, BBP, DEHP, DIBP, and 0.01% for cadmium, or qualify for an exemption to these limits as defined in the Annexes of Directive 2011/65/EU (RoHS2). Finished electrical and electronic equipment products will be CE marked as required by Directive 2011/65/EU. Components may not be CE marked. Additionally, the part numbers that TE has identified as EU ELV compliant have a maximum concentration of 0.1% by weight in homogenous

materials for lead, hexavalent chromium, and mercury, and 0.01% for cadmium, or qualify for an exemption to these limits as defined in the Annexes of Directive 2000/53/EC (ELV). Regarding the REACH Regulation, the information TE provides on SVHC in articles for this part number is based on the latest European Chemicals Agency (ECHA) 'Guidance on requirements for substances in articles' posted at this URL: https://echa.europa.eu/guidance-documents/guidance-on-reach

## Compatible Parts

TE Part # 1658528-4
636-2041LF FEM SOCKT,LEAD FREE

TE Part # 1658527-8
622-2041LF FEM SOCKT,LEAD FREE

TE Part # 2-1658527-3
622-2030LF=FSKT IDC S 20 30AU

## Customers Also Bought

TE Part #354094-E
SMCB 16 M AB VV 7-03 CL * 0007 137 E004

TE Part #D34032-000
HM-254127-10-8A

TE Part #097370-000
TTVF200YW-100

TE Part #641966-1
03P UMNL PIN HDR ASSY 94VO



TE Part #2-1445093-2
MICRO MNL HDR ASSY S/ROW AU LF

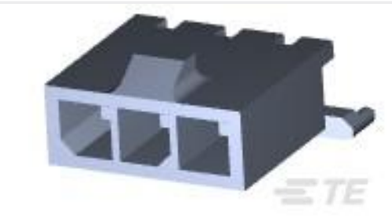

TE Part #2-1445093-3
MICRO MNL HDR ASSY S/ROW AU LF



TE Part #1-1761606-3
IDC LOW PRO HDR 40P VERT LAT BLK

TE Part #5406533-1
INV MOD JACK,1X1,LED (G/Y)

TE Part #5555153-6
MJ,LPF,R/A,8P,PCBG,PSTP.09TTR

TE Part #1-6609036-4
30VSK6=F7518 S0

## Documents

### Product Drawings

020 LOPRO HDR SP 30DP LATCH

English

## CAD Files

### 3D PDF

3D

**Customer View Model**

ENG_CVM_CVM_104128-4_J.2d_dxf.zip

English

**Customer View Model**

ENG_CVM_CVM_104128-4_J.3d_igs.zip

English

**Customer View Model**

ENG_CVM_CVM_104128-4_J.3d_stp.zip

English

By downloading the CAD file I accept and agree to the Terms and Conditions of use.

## Product Specifications

### Product Specification

English

## Agency Approvals

### Agency Approval Document

English