926291-1 ✔ ACTIVE

Positive Lock | Positive Lock 250

TE Internal #: 926291-1

Receptacle Terminal Housing, 1 Position, Flag, Black, UL 94V-2, Polyamide 6.6, Cable Mount (Free-Hanging), Carton, Positive Lock 250

View on TE.com >

Terminals & Splices > Terminal Housings, Insulation Sleeves & Blocks > Crimp Terminal Housings

Terminal Type: **Receptacle**

Connector & Housing Type: **Receptacle**

Number of Positions: **1**

Terminal Orientation: **Flag**

UL Flammability Rating: **UL 94V-2**

Features

Product Type Features

Connector & Contact Terminates To	Wire & Cable
Sealable	No
Connector System	Wire-to-Wire
Connector & Housing Type	Receptacle

Configuration Features

Number of Positions	1

Body Features

Primary Product Color	Black

Contact Features

Terminal Type	Receptacle
Terminal Orientation	Flag
Contact Mating Retention	With

Mechanical Attachment

Mating Alignment Type	Polarization
Mating Alignment	With
Connector Mounting Type	Cable Mount (Free-Hanging)

Housing Features

Housing Material	Polyamide 6.6

Usage Conditions

Operating Temperature Range	-40 – 105 °C[-40 – 221 °F]

Industry Standards

UL Flammability Rating	UL 94V-2

Packaging Features

Packaging Method	Carton

Product Compliance

For compliance documentation, visit the product page on TE.com>

EU RoHS Directive 2011/65/EU	Compliant
EU ELV Directive 2000/53/EC	Compliant
China RoHS 2 Directive MIIT Order No 32, 2016	No Restricted Materials Above Threshold
EU REACH Regulation (EC) No. 1907/2006	Current ECHA Candidate List: JUNE 2025 (250) Candidate List Declared Against: JUNE 2025 (250) Does not contain REACH SVHC
Halogen Content	Low Halogen - Br, Cl, F < 900 ppm per homogenous material. Also BFR/CFR/PVC Free
Solder Process Capability	Not applicable for solder process capability

Product Compliance Disclaimer

This information is provided based on reasonable inquiry of our suppliers and represents our current actual knowledge based on the information they provided. This information is subject to change. The part numbers that TE has identified as EU RoHS compliant have a maximum concentration of 0.1% by weight in homogenous materials for lead, hexavalent chromium, mercury, PBB, PBDE, DBP, BBP, DEHP, DIBP, and 0.01% for cadmium, or qualify for an exemption to these limits as defined in the Annexes of Directive 2011/65/EU (RoHS2). Finished electrical and electronic equipment products will be CE marked as required by Directive 2011/65/EU. Components may not be CE marked. Additionally, the part numbers that TE has identified as EU ELV compliant have a maximum concentration of 0.1% by weight in homogenous materials for lead, hexavalent chromium, and mercury, and 0.01% for cadmium, or qualify for an exemption to these limits as defined in the Annexes of Directive 2000/53/EC (ELV). Regarding the REACH Regulation, the information TE provides on SVHC in articles for this part number is based on the latest European Chemicals Agency (ECHA) 'Guidance on requirements for substances in articles' posted at this URL: https://echa.europa.eu/guidance-documents/guidance-on-reach

Compatible Parts

TE Part # 927422-1
POSITIVE LOCK 3P HOUSING PA6.6 BLACK

TE Part # 926790-6
PL 250 REC TERMINAL-FLAG 17-13 TPBR

TE Part # 926820-4
PL 250 FLAG REC 0.5-1.5 MM2 0.4X.44 PTP

Also in the Series | Positive Lock 250



Automotive Terminals(1)



Crimp Terminal Housings(176)

Insertion & Extraction Tools(3)

Insulation Boots & Sleeves(5)

Quick Disconnects(171)

Customers Also Bought

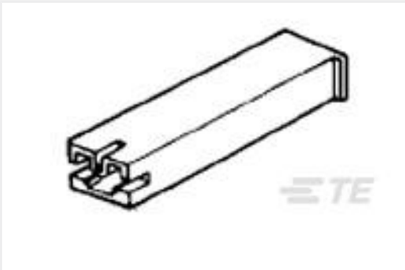

TE Part #172074-1
187 HSG. PLMKII REC. NAT

TE Part #499252-7
060 STRAIN RELIEF A-L RCPT



TE Part #CAT-103156-WBHSM
Receptacle Housing: Wire-to-Board, with Mating Alignment, SL156

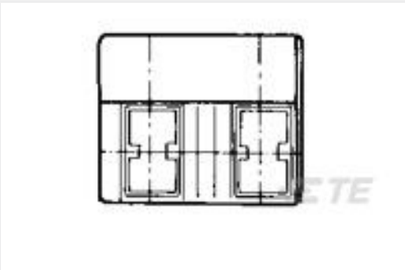

TE Part #926319-1
PL 250 REC HSG 2P NYLON BLACK

TE Part #1-1658621-1
60 NOVO MIL/CTR 15DP,LEAD FREE



TE Part #1-2292506-1
34POS,MQS,REC HSG,AND MPQ

TE Part #1-2292507-1
CONNECTOR,TE,COVER 60 POSITION,ASSY

TE Part #61280-2
BUTTON CONTACT 20-16 AWG BR

TE Part #1-180984-0
FASTON 250 FLAG BOOT NYLON NAT

Documents

Product Drawings

PL 250 HOUSING FLAG PA 6.6 BLACK

English

CAD Files

3D PDF

3D

Customer View Model

ENG_CVM_CVM_926291-1_H.2d_dxf.zip

English

Customer View Model

ENG_CVM_CVM_926291-1_H.3d_igs.zip

English

Customer View Model

ENG_CVM_CVM_926291-1_H.3d_stp.zip

English

By downloading the CAD file I accept and agree to the Terms and Conditions of use.

Datasheets & Catalog Pages

Positive Lock Receptacles

English

Agency Approvals

UL Report

English