9-1393243-2 ✔ ACTIVE

SCHRACK | SCHRACK Power PCB Relay RT2

TE Internal #: 9-1393243-2

General Purpose Power Relay, AC, Monostable, 2 Form C DPDT-CO, 8 A Contact Rating, 115 VAC Coil Voltage, SCHRACK Power PCB Relay RT2

View on TE.com >

Relays & Contactors > Electromechanical Relays





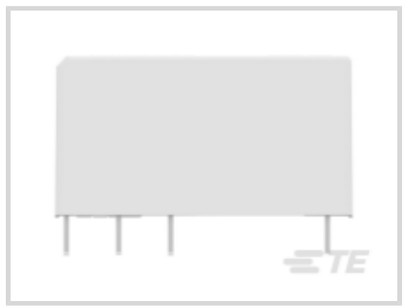


Relay & Contactor Type: **General Purpose Power Relay**

Coil Magnetic System: **Monostable**

Contact Arrangement: **2 Form C DPDT-CO**

Current Type: **AC**

Contact Current Rating: **8 A**

Features

Product Type Features

Relay & Contactor Type	General Purpose Power Relay

Configuration Features

Contact Number of Poles	2
Coil Special Features	UL Coil Insulation Class F
Contact Arrangement	2 Form C DPDT-CO

Electrical Characteristics

Contact Limiting Making Current	15 A
Contact Limiting Continuous Current	8 A
Contact Limiting Breaking Current	8 A
Insulation Initial Dielectric Between Open Contacts	1000 Vrms
Insulation Initial Dielectric Between Adjacent Contacts	2500 Vrms
Contact Switching Voltage (Max)	400 VAC
Coil Resistance	8100 Ω
Coil Power Rating AC	.76 VA

Contact Current Rating	8 A
Coil Voltage Rating	115 VAC
Contact Voltage Rating	250 VAC
Insulation Initial Dielectric Between Contacts & Coil	5000 Vrms

Body Features

Product Weight	13 g[.459 oz]
Enclosure Type	Flux Resistant Automatic Solder Capable

Contact Features

Contact Plating Material	Gold
Contact Material	AgNi90/10

Termination Features

Main Termination & Connection Type	Solder Pins
Coil Termination & Connection Type	Solder Pins

Mechanical Attachment

Product Mount Type	Board Mount

Dimensions

Insulation Clearance Between Contact & Coil	10 mm[.394 in]
Insulation Creepage Between Contact & Coil	10 mm[.394 in]
Product Width	12.7 mm[.5 in]
Product Length	29 mm[1.141 in]
Product Height	15.7 mm[.618 in]

Usage Conditions

Operating Temperature Range	-40 – 70 °C[-40 – 158 °F]
Environmental Category of Protection	RTII
Environmental Ambient Temperature (Max)	70 °C[158 °F]

Operation/Application

Solder Process	Wave Solder Capable
Coil Magnetic System	Monostable
Current Type	AC

Packaging Features

Packaging Method	Carton, Tube

Other

	≤1.1 VA
Contact Current Class	>5 – ≤10 A
Height Class (Mechanical)	>14 – ≤16 mm[>.551 – ≤.63 in]
Length Class (Mechanical)	>22 – ≤33 mm[>.866 – ≤1.299 in]
Width Class (Mechanical)	>11 – ≤14 mm[>.433 – ≤.551 in]

Product Compliance

For compliance documentation, visit the product page on TE.com>

EU RoHS Directive 2011/65/EU	Compliant
EU ELV Directive 2000/53/EC	Compliant
China RoHS 2 Directive MIIT Order No 32, 2016	No Restricted Materials Above Threshold
EU REACH Regulation (EC) No. 1907/2006	Current ECHA Candidate List: JUNE 2025 (250) Candidate List Declared Against: JUNE 2025 (250) Does not contain REACH SVHC
Halogen Content	Not Low Halogen - contains Br or Cl > 900 ppm.
Solder Process Capability	Wave solder capable to 265°C

Product Compliance Disclaimer

This information is provided based on reasonable inquiry of our suppliers and represents our current actual knowledge based on the information they provided. This information is subject to change. The part numbers that TE has identified as EU RoHS compliant have a maximum concentration of 0.1% by weight in homogenous materials for lead, hexavalent chromium, mercury, PBB, PBDE, DBP, BBP, DEHP, DIBP, and 0.01% for cadmium, or qualify for an exemption to these limits as defined in the Annexes of Directive 2011/65/EU (RoHS2). Finished electrical and electronic equipment products will be CE marked as required by Directive 2011/65/EU. Components may not be CE marked. Additionally, the part numbers that TE has identified as EU ELV compliant have a maximum concentration of 0.1% by weight in homogenous materials for lead, hexavalent chromium, and mercury, and 0.01% for cadmium, or qualify for an exemption to these limits as defined in the Annexes of Directive 2000/53/EC (ELV). Regarding the REACH Regulation, the information TE provides on SVHC in articles for this part number is based on the latest European Chemicals Agency (ECHA) 'Guidance on requirements for substances in articles' posted at this URL: https://echa.europa.eu/guidance-documents/guidance-on-reach

Compatible Parts



TE Part # 6-1415365-1
PTMV0615



TE Part # 2-1415037-1
PTMU0730



TE Part # 6-1415035-1
RT78726



TE Part # 1-1415539-2
PTMR0730



TE Part # 2022103-1
RT17017



TE Part # 1860991-1
RT78602, RELAY SOCKET PCB 5MM



TE Part # 1415540-8
RT28816



TE Part # 1860200-1
RT7872P



TE Part # 7-1415036-1
PTML0730



TE Part # 1415037-2
PTMD0730 (EM31)



TE Part # 4-1415036-1
PTMG0730



TE Part # 1860306-1
RT78725

Also in the Series | SCHRACK Power PCB Relay RT2



DC Relays(89)



General Purpose Power Relays(106)



PCB Relays(106)

Customers Also Bought



TE Part #T4110001031-000
M12,FEMALE,STRAIGHT,A CODE,3P, PG7,GOLD



TE Part #60617-1
CMNL SOK SNBR L/P



TE Part #320862
TERMINAL,PIDG SPD FLG 16-14 8



TE Part #1-480318-0
02P CMNL PLUG HSG F/H NATL



TE Part #8-1393117-7
KUP-14A35-120=KU



TE Part #2-1393118-6
KUP-14D35-110=KU



TE Part #1-1393127-6
PRD-11AH0-120=PRD



TE Part #1393260-4
SR6B4012 - V23050-A1012-A542



TE Part #4-1625890-5
2W SM M/OX 5% 39K



TE Part #5787441-1
HDR ASY,RA,NO KEY,STR TAIL

Documents

CAD Files

Customer View Model
ENG_CVM_CVM_9-1393243-2_D.3d_igs.zip
English

Customer View Model
ENG_CVM_CVM_9-1393243-2_D.3d_stp.zip
English

Customer View Model
ENG_CVM_CVM_9-1393243-2_D.2d_dxf.zip
English

3D PDF
3D

By downloading the CAD file I accept and agree to the Terms and Conditions of use.

Datasheets & Catalog Pages

Power PCB Relay RT2
English

Product Specifications

Definitions General Purpose Relays
English

Agency Approvals

VDE Certificate
English