1410140-2 ✔ ACTIVE

MULTIGIG RT | MULTIGIG RT 2

TE Internal #: 1410140-2

144 Position High Speed Backplane Connector, 9 Row, 16 Column, PCB Mount Receptacle, Vertical, Unshrouded, 1.8 mm [.071 in] Centerline, MULTIGIG RT 2

View on TE.com >

Connectors > PCB Connectors > Backplane Connectors > High Speed Backplane Connectors



Number of Positions: **144**

Row-to-Row Spacing: **1.8 mm [.071 in]**

Mating Alignment: **With**

Mating Alignment Type: **Polarization**

Number of Rows: **9**

Features

Product Type Features

Connector & Contact Terminates To	Printed Circuit Board
Compatible with PCB Type	Backplane
Connector System	Board-to-Board
PCB Connector Type	PCB Mount Receptacle
Shroud Style	Unshrouded

Configuration Features

Backplane Architecture	Traditional Backplane
Card Slot Centerline	20.3 mm[.8 in]
Number of Positions	144
Number of Rows	9
Number of Columns	16
PCB Mount Orientation	Vertical
Guide Location	Center

Contact Features

Contact Current Rating (Max)	1 A

Mechanical Attachment

Mating Alignment	With
Mating Alignment Type	Polarization

Connector Mounting Type	Board Mount

Housing Features

Number of Shrouded Sides	0
Centerline (Pitch)	1.8 mm[.071 in]

Dimensions

Row-to-Row Spacing	1.8 mm[.071 in]

Usage Conditions

Operating Temperature Range	-55 – 105 °C[-67 – 221 °F]

Operation/Application

Circuit Application	Power & Signal

Product Compliance

For compliance documentation, visit the product page on TE.com>

EU RoHS Directive 2011/65/EU	Compliant
EU ELV Directive 2000/53/EC	Compliant
China RoHS 2 Directive MIIT Order No 32, 2016	No Restricted Materials Above Threshold
EU REACH Regulation (EC) No. 1907/2006	Current ECHA Candidate List: JUNE 2025 (250) Candidate List Declared Against: JUNE 2025 (250) Does not contain REACH SVHC
Halogen Content	Low Halogen - Br, Cl, F < 900 ppm per homogenous material. Also BFR/CFR/PVC Free
Solder Process Capability	Not applicable for solder process capability

Product Compliance Disclaimer

This information is provided based on reasonable inquiry of our suppliers and represents our current actual knowledge based on the information they provided. This information is subject to change. The part numbers that TE has identified as EU RoHS compliant have a maximum concentration of 0.1% by weight in homogenous materials for lead, hexavalent chromium, mercury, PBB, PBDE, DBP, BBP, DEHP, DIBP, and 0.01% for cadmium, or qualify for an exemption to these limits as defined in the Annexes of Directive 2011/65/EU (RoHS2). Finished electrical and electronic equipment products will be CE marked as required by Directive 2011/65/EU. Components may not be CE marked. Additionally, the part numbers that TE has identified as EU ELV compliant have a maximum concentration of 0.1% by weight in homogenous materials for lead, hexavalent chromium, and mercury, and 0.01% for cadmium, or qualify for an exemption to these limits as defined in the Annexes of Directive 2000/53/EC (ELV). Regarding the REACH Regulation, the information TE provides on SVHC in articles for this part number is based on the latest European Chemicals Agency (ECHA) 'Guidance on requirements for substances in articles' posted at this URL: https://echa.europa.eu/guidance-documents/guidance-on-reach

Compatible Parts



TE Part # 1410137-2
MULTIGIG RT T2 .8" DC DF F-CTR



TE Part # 1410137-1
MULTIGIG RT T2 .8" DC DF F-CTR

Also in the Series | MULTIGIG RT 2



High Speed Backplane Connectors(39)

Customers Also Bought



TE Part #1410187-4
MULTIGIG RT T2 7RW DC DF CT



TE Part #1-1469491-2
MULTIGIG RT GUIDEPIN, 9MM 2.60



TE Part #1-1469491-3
MULTIGIG RT GUIDEPIN, 9MM 4.20



TE Part #2000890-2
Fortis Zd 3Pr 10Col R/A Left Module Assy



TE Part #2102771-2
Plug Assy, R Angle, 7Row, Cnt, MG, RUG



TE Part #2302785-2
RA PLUG ASSY,7ROW,CENTER,VPX, MG RT3



TE Part #2302789-2
VERTRECASSY,CENTER,MULTIGIG RT3



TE Part #2302790-2
VERTRECASSY,RIGHTEND,MULTIGIG RT3



TE Part #2332817-2
Vert RCPT Left End Half Multigig RT 3



TE Part #5120528-1
1FHR,64,30A/S,N,C,S08,09,10

Documents

Product Drawings

MULTIGIG RT T2 .8" BP FULL CNT

English

CAD Files

3D PDF

3D

Customer View Model

ENG_CVM_CVM_1410140-2_D.2d_dxf.zip

English

Customer View Model

ENG_CVM_CVM_1410140-2_D.3d_igs.zip

English

Customer View Model

ENG_CVM_CVM_1410140-2_D.3d_stp.zip

English

By downloading the CAD file I accept and agree to the Terms and Conditions of use.

Product Specifications

Application Specification

English