2303074-1 ✔ ACTIVE

SFP28 | XFP

TE Internal #: 2303074-1

XFP, Cage Assembly, Sealable, Signal, Operating Temperature Range -10 - 70 °C [-14 - 158 °F], Data Rate (Max) 10 Gb/s, 1 Ports

View on TE.com >

Connectors > Pluggable IO Connectors & Cages > XFP Cage Assemblies and Kits


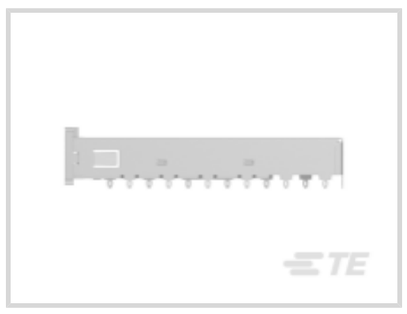




Pluggable I/O Product Type: **Cage Assembly**

Sealable: **Yes**

Circuit Application: **Signal**

Operating Temperature Range: **-10 - 70 °C [-14 - 158 °F]**

Data Rate (Max): **10 Gb/s**

All XFP Cage Assemblies and Kits (22)

Features

Product Type Features

Cage Type	Single
Pluggable I/O Product Type	Cage Assembly
Sealable	Yes
Form Factor	XFP

Configuration Features

Number of Ports	1
Port Matrix Configuration	1 x 1

Electrical Characteristics

Data Rate (Max)	10 Gb/s

Body Features

Cage Plating Material	Tin
Primary Product Material	Aluminum

Contact Features

Contact Mating Area Plating Material	Gold

Termination Features

Termination Post & Tail Length	2.05 mm
Termination Method to Printed Circuit Board	Through Hole - Press-Fit

Housing Features

Cage Material	Nickel Silver Alloy
Housing Material	LCP (Liquid Crystal Polymer)

Dimensions

Product Width	22 mm
Product Length	64.03 mm

Usage Conditions

Operating Temperature Range	-10 - 70 °C[-14 - 158 °F]

Operation/Application

Heat Sink Compatible	Yes
Circuit Application	Signal

Industry Standards

UL Flammability Rating	UL 94V-0

Packaging Features

Packaging Method	Box & Tray

Other

Included Lightpipe	No
EMI Containment Feature Type	Elastomeric Gasket

Product Compliance

For compliance documentation, visit the product page on TE.com>

EU RoHS Directive 2011/65/EU	Compliant
EU ELV Directive 2000/53/EC	Compliant
China RoHS 2 Directive MIIT Order No 32, 2016	No Restricted Materials Above Threshold
EU REACH Regulation (EC) No. 1907/2006	Current ECHA Candidate List: JAN 2024 (240) Candidate List Declared Against: JAN 2024 (240) Does not contain REACH SVHC

Halogen Content	Low Halogen - Br, Cl, F, I < 900 ppm per homogenous material. Also BFR/CFR/PVC Free
Solder Process Capability	Not applicable for solder process capability

Product Compliance Disclaimer

This information is provided based on reasonable inquiry of our suppliers and represents our current actual knowledge based on the information they provided. This information is subject to change. The part numbers that TE has identified as EU RoHS compliant have a maximum concentration of 0.1% by weight in homogenous materials for lead, hexavalent chromium, mercury, PBB, PBDE, DBP, BBP, DEHP, DIBP, and 0.01% for cadmium, or qualify for an exemption to these limits as defined in the Annexes of Directive 2011/65/EU (RoHS2). Finished electrical and electronic equipment products will be CE marked as required by Directive 2011/65/EU. Components may not be CE marked. Additionally, the part numbers that TE has identified as EU ELV compliant have a maximum concentration of 0.1% by weight in homogenous materials for lead, hexavalent chromium, and mercury, and 0.01% for cadmium, or qualify for an exemption to these limits as defined in the Annexes of Directive 2000/53/EC (ELV). Regarding the REACH Regulation, the information TE provides on SVHC in articles for this part number is based on the latest European Chemicals Agency (ECHA) 'Guidance on requirements for substances in articles' posted at this URL: https://echa.europa.eu/guidance-documents/guidance-on-reach

Compatible Parts



TE Part # 1888810-2
EMI/Dust Cover,XFP And QSFP

Also in the Series | XFP



Connector Caps & Covers(1)



Heat Sinks(8)



Pluggable IO Connectors & Cages(25)

Customers Also Bought



TE Part # 5084616-3
0.8FH,R13H.5,080,08/Sn,TR,SC



TE Part # 1-1415899-0
RZ01-1C4-D012



TE Part # 640456-4
04P MTA100 HDR ASSY F/L SQ STR



TE Part # 1571983-3
GDH02STR04=DIP SWITCH



TE Part # 181949-2
250 FASTON,TAB,TPBR



TE Part # 2106003-2
Connector, SMT-IDC, 2 position, 18AWG

Documents

Product Drawings

XFP CAGE ASSEMBLY, W/O INTERMEDIATE GSKT

English

CAD Files

3D PDF

3D

Customer View Model

ENG_CVM_CVM_2303074-1_A.2d_dxf.zip

English

Customer View Model

ENG_CVM_CVM_2303074-1_A.3d_igs.zip

English

Customer View Model

ENG_CVM_CVM_2303074-1_A.3d_stp.zip

English

By downloading the CAD file I accept and agree to the Terms and Conditionsof use.

Product Specifications

Application Specification

English