104128-1 ✔ ACTIVE

AMP-LATCH

TE Internal #: 104128-1

Board-to-Board, 10 Position, 2.54 mm [.1 in] Centerline, Vertical, Through Hole - Solder, 2 Row, Receptacle, Low Profile, Ribbon Cable Connectors

View on TE.com >

Connectors > PCB Connectors > Wire-to-Board Connectors > FFC, FPC & Ribbon Connectors > Ribbon Cable Connectors



Connector System: **Board-to-Board**

Number of Positions: **10**

Centerline (Pitch): **2.54 mm [.1 in]**

PCB Mount Retention: **Without**

PCB Mount Orientation: **Vertical**

Features

Product Type Features

Connector Product Type	Connector Assembly
Ribbon Cable Connector Header Type	Pin Header
Connector System	Board-to-Board
Connector & Housing Type	Receptacle
Connector & Contact Terminates To	Printed Circuit Board

Configuration Features

Number of Positions	10
PCB Mount Orientation	Vertical
Number of Rows	2

Electrical Characteristics

Insulation Resistance	5000 MΩ

Body Features

Daisy Chain	With
Primary Product Color	Black

Connector Profile	Low

Contact Features

	30 µin
Contact Underplating Material	Nickel
Mating Square Post Dimension	.64 mm[.025 in]
Contact Shape & Form	Square
PCB Contact Termination Area Plating Material Thickness	2.54 µm[100 µin]
Contact Mating Area Plating Material	Gold (Au), Gold Flash, Gold Flash over Palladium Nickel
Contact Base Material	Phosphor Bronze
PCB Contact Termination Area Plating Material	Tin-Lead
Contact Type	Pin
Contact Current Rating (Max)	1 A

Termination Features

Termination Post & Tail Length	3.05 mm[.12 in]
Square Termination Post & Tail Dimension	.64 mm[.025 in]
Termination Method to PCB	Through Hole - Solder

Mechanical Attachment

Panel Mount Feature	Without
Mating Alignment	With
PCB Mount Alignment	With
PCB Mount Retention	Without
Mating Alignment Type	Center, Dual Polarizing Bar
Mating Retention	With
Mating Retention Type	Ejection Latch
Connector Mounting Type	Board Mount

Housing Features

Housing Material	Nylon GF
Centerline (Pitch)	2.54 mm[.1 in]

Dimensions

Shrouded End Dimension	3.81 mm[.15 in]
Connector Height	9.77 mm[.38 in]

Connector Length	20.32 mm[.8 in]
Row-to-Row Spacing	2.54 mm[.1 in]

Usage Conditions

Housing Temperature Rating	Standard
Operating Temperature Range	-65 – 105 °C[-85 – 221 °F]

Operation/Application

Solder Process Feature	Solder Dipped
Circuit Application	Signal

Industry Standards

UL Flammability Rating	UL 94V-0

Packaging Features

Packaging Quantity	120
Packaging Method	Tray

Product Compliance

For compliance documentation, visit the product page on TE.com>

EU RoHS Directive 2011/65/EU	Not Compliant
EU ELV Directive 2000/53/EC	Not Compliant
China RoHS 2 Directive MIIT Order No 32, 2016	Restricted Materials Above Threshold
EU REACH Regulation (EC) No. 1907/2006	Current ECHA Candidate List: JUNE 2025 (250) Candidate List Declared Against: JUNE 2024 (241) SVHC > Threshold: Pb (13% in Component Part) **Article Safe Usage Statements:** Do not eat, drink or smoke when using this product. Wash thoroughly after handling. Recycle if possible and dispose of the article by following all applicable governmental regulations relevant to your geographic location.
Halogen Content	BFR/CFR/PVC Free, but Br/Cl >900 ppm in other sources.
Solder Process Capability	Not lead free process capable

Product Compliance Disclaimer

This information is provided based on reasonable inquiry of our suppliers and represents our current actual knowledge based on the information they provided. This information is subject to change. The part numbers that TE has identified as EU RoHS compliant have a maximum concentration of 0.1% by weight in homogenous materials for lead, hexavalent chromium, mercury, PBB, PBDE, DBP, BBP, DEHP, DIBP, and 0.01% for cadmium, or qualify for an exemption to these limits as defined in the Annexes of Directive 2011/65/EU (RoHS2). Finished electrical and electronic equipment products will be CE marked as required by Directive 2011/65/EU. Components may not be CE marked. Additionally, the part numbers that TE has identified as EU ELV compliant have a maximum concentration of 0.1% by weight in homogenous

materials for lead, hexavalent chromium, and mercury, and 0.01% for cadmium, or qualify for an exemption to these limits as defined in the Annexes of Directive 2000/53/EC (ELV). Regarding the REACH Regulation, the information TE provides on SVHC in articles for this part number is based on the latest European Chemicals Agency (ECHA) 'Guidance on requirements for substances in articles' posted at this URL: https://echa.europa.eu/guidance-documents/guidance-on-reach

Compatible Parts



TE Part # 1-1658528-1
636-1030LF=FEM SKT BLADE POL 1



TE Part # 1658528-2
636-1041LF FEM SOCKT,LEAD FREE

TE Part # 1658527-4
622-1041LF FEM SOCKT,LEAD FREE



TE Part # 1658527-3
622-1030LF FEM SOCKT,LEAD FREE

Customers Also Bought

TE Part #1-640456-4
14P MTA100 HDR ASSY F/L SQ STR

TE Part #1-770974-1
16P MINI UMNL R/A HDR ASSY LF

TE Part #1-776230-5
35POS,PIN DIA 1.3,HDR ASSY, 180DEG,COD 5

TE Part #6-1393144-5
K10P-11D55-110=K10/K20

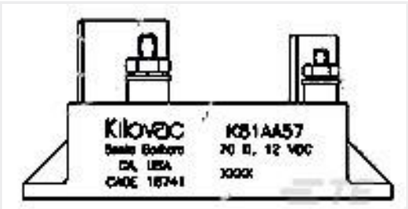

TE Part #2-1618241-0
K81AB57=RELAY, VACUUM, SPST-NO

TE Part #1-1825139-7
A205SYCQ04

TE Part #4-1879354-8
RR03 5% 30R AMMO

TE Part #8-2176370-7
RQ 0603 3K4 0.1% 10PPM 5K RL

TE Part #1-2176372-0
RQ 0603 61K9 0.1% 10PPM 5K RL

TE Part #9-2176412-7
5W XSM M/OX 5% 51K

Documents

Product Drawings

010 LOPRO HDR SP 30DP LATCH

English

CAD Files

3D PDF

3D

Customer View Model

ENG_CVM_CVM_104128-1_J.2d_dxf.zip

English

Customer View Model

ENG_CVM_CVM_104128-1_J.3d_igs.zip

English

Customer View Model

ENG_CVM_CVM_104128-1_J.3d_stp.zip

English

By downloading the CAD file I accept and agree to the Terms and Conditions of use.

Product Specifications

Product Specification

English

Agency Approvals

Agency Approval Document

English