52512-1 ✔ ACTIVE

SOLISTRAND | SOLISTRAND Budget

TE Internal #: 52512-1

Spade Flange Tongue Terminal, 26 - 22 AWG, #4 / M2.5 Stud Size, 2.84 mm [.112 in] Stud Diameter, Closed Barrel, Flanged, Tin, SOLISTRAND Budget

View on TE.com >

Terminals & Splices > Spade Terminals







Spade Terminal Type: **Spade Flange Tongue Terminal**

Wire Size: **202 - 810 CMA**

Stud Size: **#4, M2.5**

Features

Product Type Features

Stud Size	#4, M2.5
Sealable	No
Wire Insulation Support Retention Type	Non-Insulation Support

Contact Features

Spade Terminal Type	Spade Flange Tongue Terminal
Barrel Type	Closed
Terminal Orientation	Flanged
Terminal Plating Material	Tin

Mechanical Attachment

Wire Insulation Support	Without

Dimensions

Wire Size	202 - 810 CMA
Stud Diameter	2.84 mm[.112 in]
Tongue Thickness	.79 mm[.031 in]
Product Length	11.5 mm[.453 in]

Barrel Inside Diameter	1.96 mm[.077 in]

Usage Conditions

Insulation Option	Uninsulated
Operating Temperature Range	170 °C[338 °F]

Operation/Application

Compatible With Wire Base Material	Copper
Compatible With Wire Plating Material	Tin

Industry Standards

Government Qualified Terminal	No

Packaging Features

Packaging Quantity	1
Packaging Method	Loose Piece

Other

Line	Budget

Product Compliance

For compliance documentation, visit the product page on TE.com>

EU RoHS Directive 2011/65/EU	Compliant
EU ELV Directive 2000/53/EC	Compliant
China RoHS 2 Directive MIIT Order No 32, 2016	No Restricted Materials Above Threshold
EU REACH Regulation (EC) No. 1907/2006	Current ECHA Candidate List: JAN 2024 (240) Candidate List Declared Against: JAN 2024 (240) Does not contain REACH SVHC
Halogen Content	Low Halogen - Br, Cl, F, I < 900 ppm per homogenous material. Also BFR/CFR/PVC Free
Solder Process Capability	Not applicable for solder process capability

Product Compliance Disclaimer

This information is provided based on reasonable inquiry of our suppliers and represents our current actual knowledge based on the information they provided. This information is subject to change. The part numbers that TE has identified as EU RoHS compliant have a maximum concentration of 0.1% by weight in homogenous materials for lead, hexavalent chromium, mercury, PBB, PBDE, DBP, BBP, DEHP, DIBP, and 0.01% for cadmium, or qualify for an exemption to these limits as defined in the Annexes of Directive 2011/65/EU (RoHS2). Finished electrical and electronic equipment products will be CE marked as required by Directive 2011/65/EU. Components may not be CE marked. Additionally, the part numbers that TE has identified as EU ELV compliant have a maximum concentration of 0.1% by weight in homogenous materials for lead, hexavalent chromium, and mercury, and 0.01% for cadmium, or qualify for an exemption to these limits

as defined in the Annexes of Directive 2000/53/EC (ELV). Regarding the REACH Regulation, the information TE provides on SVHC in articles for this part number is based on the latest European Chemicals Agency (ECHA) 'Guidance on requirements for substances in articles' posted at this URL: https://echa.europa.eu/guidance-documents/guidance-on-reach

Compatible Parts



TE Part # 69363
DAHT STRATO SOLIS 26-20 ASSY

Also in the Series | SOLISTRAND Budget



Knife Disconnects(4)



Ring Terminals(108)



Spade Terminals(46)

Customers Also Bought

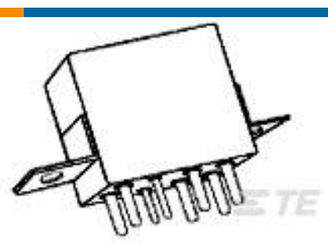

TE Part # 5-1617758-4
FCB-205-0228M=M83536/2-028M

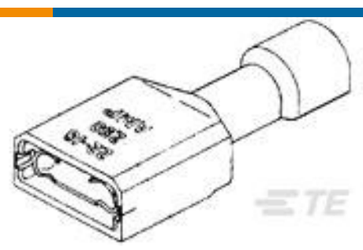

TE Part # 2-520184-2
ULTRAFAST 250 ASSY REC 22-18 TPBR LP



TE Part # 1742188-1
250 FASTON,PCB TAB,TCBR

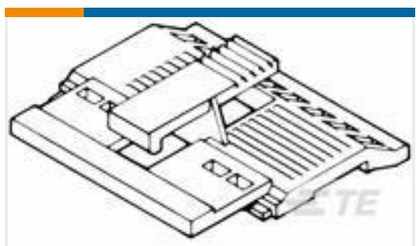

TE Part # 102681-2
14 AMPMODU MT COVER DR .100CL

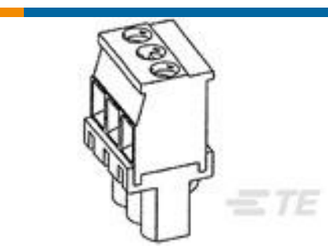

TE Part # 284040-4
TERMI-BLOK VERTICAL PLUG STACK



TE Part # 1-2834015-6
6POS 2.54MM TES CONN.

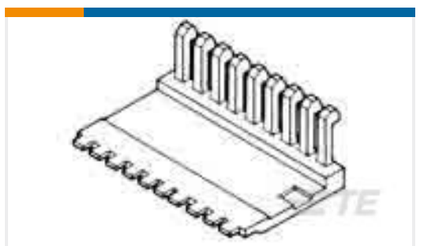

TE Part # 102536-6
16 AMPMODU MT COVER DR .100CL



TE Part # 5745175-6
CABLE CLAMP KIT,SZ 5



TE Part # 1-1617076-1
3SBH1139A2 = M39016/14-002M



TE Part # 60007-2
RING TERMINAL CRIMP TAB 26-22 AWG TPBR

Documents

Product Drawings

TERMINAL,BUDG SPD FLG 26-22 4

English

CAD Files

3D PDF

3D

Customer View Model

ENG_CVM_CVM_52512-1_G.2d_dxf.zip

English

Customer View Model

ENG_CVM_CVM_52512-1_G.3d_igs.zip

English

Customer View Model

ENG_CVM_CVM_52512-1_G.3d_stp.zip

English

By downloading the CAD file I accept and agree to the Terms and Conditionsof use.

Datasheets & Catalog Pages

RADIATION_RESISTANT_PRE-INSULATED_TERMINALS_SPLICES

English