V23092A1024A301 ✔ ACTIVE

SCHRACK | SCHRACK Slimline PCB Relay SNR

TE Internal #: 2-1393236-4

General Purpose Power Relay, DC, Monostable, 1 Form C SPDT-CO, 6 A Contact Rating, 24 VDC Coil Voltage, SCHRACK Slimline PCB Relay SNR

View on TE.com >

Relays & Contactors > Electromechanical Relays > SCHRACK SNR Slimeline Relay Package



Relay & Contactor Type: **General Purpose Power Relay**

Coil Magnetic System: **Monostable**

Contact Arrangement: **1 Form C SPDT-CO**

Current Type: **DC**

Contact Current Rating: **6 A**

All SCHRACK SNR Slimeline Relay Package (41)

Features

Product Type Features

Relay & Contactor Type	General Purpose Power Relay

Configuration Features

Contact Number of Poles	1
Coil Special Features	UL Coil Insulation Class F
Contact Arrangement	1 Form C SPDT-CO

Electrical Characteristics

Contact Limiting Short-Time Current	6 A
Contact Limiting Making Current	10 A
Contact Limiting Continuous Current	10 A
Contact Limiting Breaking Current	6 A
Contact Switching Voltage (Max)	400 VAC
Contact Switching Load (Min)	100mA @ 12V
Coil Resistance	3390 Ω
Contact Current Rating	6 A
Coil Voltage Rating	24 VDC
Contact Voltage Rating	250 VAC
Coil Power Rating DC	.17 W

Insulation Initial Dielectric Between Contacts & Coil	4000 Vrms

Body Features

Product Weight	6 g[.2116 oz]
Enclosure Type	Flux Resistant Automatic Solder Capable & Washable

Contact Features

Contact Plating Material	Gold
Contact Material	AgSnO2

Termination Features

Main Termination & Connection Type	Solder Pins
Coil Termination & Connection Type	Solder Pins

Mechanical Attachment

Product Mount Type	Board Mount

Dimensions

Insulation Creepage Between Contact & Coil	8 mm[.315 in]
Product Width	5 mm[.197 in]
Product Length	28 mm[1.102 in]
Product Height	15 mm[.59 in]

Usage Conditions

Operating Temperature Range	-40 – 85 °C[-40 – 185 °F]
Environmental Category of Protection	RTIII
Environmental Ambient Temperature (Max)	85 °C[185 °F]

Operation/Application

Solder Process	Wave Solder Capable
Coil Magnetic System	Monostable
Current Type	DC

Packaging Features

Packaging Method	Box & Tube, Tube

Other

Coil Power Rating Class	>.15 – ≤.2 W
Contact Current Class	>5 – ≤10 A
Height Class (Mechanical)	>14 – ≤16 mm[>.551 – ≤.63 in]

Length Class (Mechanical)	>22 – ≤33 mm[>.866 – ≤1.299 in]
Width Class (Mechanical)	≤7 mm[≤.276 in]

Product Compliance

For compliance documentation, visit the product page on TE.com>

EU RoHS Directive 2011/65/EU	Compliant
EU ELV Directive 2000/53/EC	Compliant
China RoHS 2 Directive MIIT Order No 32, 2016	No Restricted Materials Above Threshold
EU REACH Regulation (EC) No. 1907/2006	Current ECHA Candidate List: JUNE 2025 (250) Candidate List Declared Against: JUNE 2025 (250) Does not contain REACH SVHC
Halogen Content	Not Low Halogen - contains Br or Cl > 900 ppm.
Solder Process Capability	Wave solder capable to 260°C

Product Compliance Disclaimer

This information is provided based on reasonable inquiry of our suppliers and represents our current actual knowledge based on the information they provided. This information is subject to change. The part numbers that TE has identified as EU RoHS compliant have a maximum concentration of 0.1% by weight in homogenous materials for lead, hexavalent chromium, mercury, PBB, PBDE, DBP, BBP, DEHP, DIBP, and 0.01% for cadmium, or qualify for an exemption to these limits as defined in the Annexes of Directive 2011/65/EU (RoHS2). Finished electrical and electronic equipment products will be CE marked as required by Directive 2011/65/EU. Components may not be CE marked. Additionally, the part numbers that TE has identified as EU ELV compliant have a maximum concentration of 0.1% by weight in homogenous materials for lead, hexavalent chromium, and mercury, and 0.01% for cadmium, or qualify for an exemption to these limits as defined in the Annexes of Directive 2000/53/EC (ELV). Regarding the REACH Regulation, the information TE provides on SVHC in articles for this part number is based on the latest European Chemicals Agency (ECHA) 'Guidance on requirements for substances in articles' posted at this URL: https://echa.europa.eu/guidance-documents/guidance-on-reach

Compatible Parts

TE Part # 1558940-6
SNRII-A0-1C3-D024

TE Part # 1558940-5
SNRII-A0-1C3-D021



TE Part # 2-1416100-0
ST3FLC4

Also in the Series | SCHRACK Slimline PCB Relay SNR



DC Relays(49)



Electromechanical Relays(49)



Plug-In Relays(10)

Customers Also Bought



TE Part #T4171010405-001
M12,REAR MOUNTING,MALE,B,5P,0.2 M WIRE



TE Part #494020-E
M12 MALE, A CODE, 4P, 17MM SMT



TE Part #1-84534-6
1.25MM FFC POST PLATED V 16P



TE Part #5-147424-6
12 MODII VRT DR CE .100 X .100



TE Part #1393232-4
RP812F05



TE Part #1393240-1
RT314048



TE Part #1586162-1
03P UMNL PIN HDR 94VO NDH



TE Part #1586163-1
04P UMML PIN HDR 94VO NDH



TE Part #5536407-5
ASSY,PIN,EUROCARD,TYPE C/2,LEAD-FREE,48



TE Part #5536484-5
ASSY,RECEPT,EURO,TYPE C/2,L-FR

Documents

CAD Files

3D PDF

3D

Customer View Model

ENG_CVM_CVM_2-1393236-4_B.2d_dxf.zip

English

Customer View Model

ENG_CVM_CVM_2-1393236-4_B.3d_igs.zip

English

Customer View Model

ENG_CVM_CVM_2-1393236-4_B.3d_stp.zip

English

By downloading the CAD file I accept and agree to the Terms and Conditions of use.

Datasheets & Catalog Pages

Slim PCB Relay SNR

English

Product Specifications

Definitions General Purpose Relays

English

Agency Approvals

VDE Certificate

English