# RT314F06 ✔ ACTIVE

SCHRACK | SCHRACK Power PCB Relay RT1

TE Internal #: 8-1393239-6

General Purpose Power Relay, DC, Bistable, 2 Coils, Polarized, Latching, 1 Form C SPDT-CO, 16 A Contact Rating, SCHRACK Power PCB Relay RT1

View on TE.com >

Relays & Contactors > Electromechanical Relays







Relay & Contactor Type: **General Purpose Power Relay**

Coil Magnetic System: **Bistable, 2 Coils, Polarized, Latching**

Contact Arrangement: **1 Form C SPDT-CO**

Current Type: **DC**

Contact Current Rating: **16 A**

## Features

### Product Type Features

| | |
|---|---|
| Relay & Contactor Type | General Purpose Power Relay |

### Configuration Features

| | |
|---|---|
| Contact Number of Poles | 1 |
| Coil Special Features | UL Coil Insulation Class F |
| Contact Arrangement | 1 Form C SPDT-CO |

### Electrical Characteristics

| | |
|---|---|
| Contact Limiting Short-Time Current | 16 A |
| Contact Limiting Making Current | 30 A |
| Contact Limiting Continuous Current | 16 A |
| Contact Limiting Breaking Current | 16 A |
| Insulation Initial Dielectric Between Open Contacts | 1000 Vrms |
| Contact Switching Voltage (Max) | 400 VAC |
| Coil Resistance | 55 Ω |
| Contact Current Rating | 16 A |
| Coil Voltage Rating | 6 VDC |
| Contact Voltage Rating | 250 VAC |
| Coil Power Rating DC | .655 W |

| | |
|---|---|
| Insulation Initial Dielectric Between Contacts & Coil | 5000 Vrms |

## Body Features

| | |
|---|---|
| Product Weight | 14 g[.494 oz] |
| Enclosure Type | Flux Resistant Automatic Solder Capable |

## Contact Features

| | |
|---|---|
| Contact Material | AgNi90/10 |

## Termination Features

| | |
|---|---|
| Main Termination & Connection Type | Solder Pins |
| Coil Termination & Connection Type | Solder Pins |

## Mechanical Attachment

| | |
|---|---|
| Product Mount Type | Board Mount |

## Dimensions

| | |
|---|---|
| Insulation Clearance Between Contact & Coil | 10 mm[.394 in] |
| Insulation Creepage Between Contact & Coil | 10 mm[.394 in] |
| Product Width | 12.7 mm[.5 in] |
| Product Length | 29 mm[1.141 in] |
| Product Height | 15.7 mm[.618 in] |

## Usage Conditions

| | |
|---|---|
| Operating Temperature Range | -40 – 85 °C[-40 – 185 °F] |
| Environmental Category of Protection | RTII |
| Environmental Ambient Temperature (Max) | 85 °C[185 °F] |

## Operation/Application

| | |
|---|---|
| Solder Process | Wave Solder Capable |
| Coil Magnetic System | Bistable, 2 Coils, Polarized, Latching |
| Current Type | DC |

## Packaging Features

| | |
|---|---|
| Packaging Method | Tube |

## Other

| | |
|---|---|
| Coil Power Rating Class | >.6 – ≤1 W |
| Contact Current Class | >10 – ≤16 A |
| Height Class (Mechanical) | >14 – ≤16 mm[>.551 – ≤.63 in] |

| | |
|---|---|
| Length Class (Mechanical) | >22 – ≤33 mm[>.866 – ≤1.299 in] |
| Width Class (Mechanical) | >11 – ≤14 mm[>.433 – ≤.551 in] |

## Product Compliance

For compliance documentation, visit the product page on TE.com>

| | |
|---|---|
| EU RoHS Directive 2011/65/EU | Compliant |
| EU ELV Directive 2000/53/EC | Compliant |
| China RoHS 2 Directive MIIT Order No 32, 2016 | No Restricted Materials Above Threshold |
| EU REACH Regulation (EC) No. 1907/2006 | Current ECHA Candidate List: JUNE 2025 (250)<br>Candidate List Declared Against: JUNE 2025 (250)<br>Does not contain REACH SVHC |
| Halogen Content | Not Low Halogen - contains Br or Cl > 900 ppm. |
| Solder Process Capability | Wave solder capable to 265°C |

Product Compliance Disclaimer

This information is provided based on reasonable inquiry of our suppliers and represents our current actual knowledge based on the information they provided. This information is subject to change. The part numbers that TE has identified as EU RoHS compliant have a maximum concentration of 0.1% by weight in homogenous materials for lead, hexavalent chromium, mercury, PBB, PBDE, DBP, BBP, DEHP, DIBP, and 0.01% for cadmium, or qualify for an exemption to these limits as defined in the Annexes of Directive 2011/65/EU (RoHS2). Finished electrical and electronic equipment products will be CE marked as required by Directive 2011/65/EU. Components may not be CE marked. Additionally, the part numbers that TE has identified as EU ELV compliant have a maximum concentration of 0.1% by weight in homogenous materials for lead, hexavalent chromium, and mercury, and 0.01% for cadmium, or qualify for an exemption to these limits as defined in the Annexes of Directive 2000/53/EC (ELV). Regarding the REACH Regulation, the information TE provides on SVHC in articles for this part number is based on the latest European Chemicals Agency (ECHA) 'Guidance on requirements for substances in articles' posted at this URL: https://echa.europa.eu/guidance-documents/guidance-on-reach

## Compatible Parts



TE Part # 7-1393239-9
RT314A06

## Also in the Series | SCHRACK Power PCB Relay RT1



DC Relays(159)



General Purpose Power Relays(190)



PCB Relays(190)

## Customers Also Bought



TE Part #214788-E
EPSVA KS GDM4 TL 6 3,8 SN * STROMVERSORG



TE Part #6-534206-4
28 MODII VRT DR CE 100/115



TE Part #786585-2
50SR SCREWLOCK KIT,FEMALE



TE Part #5-1393789-1
V23079G2003B301



TE Part #1-1623783-3
SQM7 47K 2% (METAL FILM)



TE Part #2013499-1
MICRO USB, TYPE B




TE Part #2-2176328-0
CRGP 1206 390R 1%




TE Part #2-2176328-6
CRGP 1206 1K2 1%




TE Part #2-2176328-9
CRGP 1206 2K2 1%



TE Part #1-2176421-4
TLRP 2512 2.0W R005 1% 25PPM 4K RL

## Documents

### CAD Files

Customer View Model
ENG_CVM_CVM_8-1393239-6_D.3d_igs.zip
English

Customer View Model
ENG_CVM_CVM_8-1393239-6_D.3d_stp.zip
English

Customer View Model
ENG_CVM_CVM_8-1393239-6_D.2d_dxf.zip

English

### 3D PDF

3D

By downloading the CAD file I accept and agree to the **Terms and Conditions** of use.

## Datasheets & Catalog Pages

### Power PCB Relay RT1 bistable

English

## Product Specifications

### Definitions General Purpose Relays

English

## Agency Approvals

### VDE Certificate

English