2-1377174-2 ! PENDING OBSOLESCENCE

PIDG

TE Internal #: 2-1377174-2

TE Internal Description: SMP 0-0320562-0

View on TE.com >

Terminals & Splices > Splices







Splice Type: **Butt Splice**

Wire Size: **.31 - 2.08 mm²**

Sealable: **No**

Splice Features: **Standard**

Features

Product Type Features

Splice Accessory Type	Splice
Splice Type	Butt Splice
Sealable	No
Compatible With Discrete Wire Type	Stranded
Wire Insulation Support Retention Type	Insulation Support

Configuration Features

Compatible With Wire & Cable Type	Discrete Wire

Electrical Characteristics

Operating Voltage	600 V

Body Features

Insulation Type	Pre-Insulated
Insulation Material	Nylon
Product Weight	1.619 g
Splice Features	Standard
Primary Product Color	Blue

Contact Features

Military Part Class	Class I, Class II
Contact Base Material	Copper
Barrel Type	Closed

Termination Features

Termination Method to Wire & Cable	Crimp

Mechanical Attachment

Wire Insulation Support	Without

Dimensions

Wire Size	2050 - 5180 CMA
Compatible Insulation Diameter Range	3.81 mm[.15 in]
Barrel Inside Diameter	3.89 mm[.153 in]
Product Length	32.13 mm[1.265 in]

Usage Conditions

Insulation Option	Fully Insulated
Operating Temperature Range	105 °C[221 °F]

Operation/Application

Compatible With Wire Base Material	Copper

Industry Standards

Government Qualified Splice	Yes

Packaging Features

Packaging Quantity	50
Packaging Method	Loose Piece

Product Compliance

For compliance documentation, visit the product page on TE.com>

EU RoHS Directive 2011/65/EU	Compliant
EU ELV Directive 2000/53/EC	Compliant
China RoHS 2 Directive MIIT Order No 32, 2016	No Restricted Materials Above Threshold
EU REACH Regulation (EC) No. 1907/2006	Current ECHA Candidate List: JAN 2024 (240) Candidate List Declared Against: JAN 2024 (240) Does not contain REACH SVHC

Halogen Content	Low Halogen - Br, Cl, F, I < 900 ppm per homogenous material. Also BFR/CFR/PVC Free
Solder Process Capability	Not applicable for solder process capability

Product Compliance Disclaimer

This information is provided based on reasonable inquiry of our suppliers and represents our current actual knowledge based on the information they provided. This information is subject to change. The part numbers that TE has identified as EU RoHS compliant have a maximum concentration of 0.1% by weight in homogenous materials for lead, hexavalent chromium, mercury, PBB, PBDE, DBP, BBP, DEHP, DIBP, and 0.01% for cadmium, or qualify for an exemption to these limits as defined in the Annexes of Directive 2011/65/EU (RoHS2). Finished electrical and electronic equipment products will be CE marked as required by Directive 2011/65/EU. Components may not be CE marked. Additionally, the part numbers that TE has identified as EU ELV compliant have a maximum concentration of 0.1% by weight in homogenous materials for lead, hexavalent chromium, and mercury, and 0.01% for cadmium, or qualify for an exemption to these limits as defined in the Annexes of Directive 2000/53/EC (ELV). Regarding the REACH Regulation, the information TE provides on SVHC in articles for this part number is based on the latest European Chemicals Agency (ECHA) 'Guidance on requirements for substances in articles' posted at this URL: https://echa.europa.eu/guidance-documents/guidance-on-reach

Compatible Parts



TE Part # 320562
SPLICE BUTT PIDG 16-14



TE Part # 1-1377174-6
SMP 0-0131330-0



TE Part # 1SET141015R0000
SP025-N

Also in the Series | PIDG



Compression Connectors(17)



Crimp Wire Pins, Tabs & Ferrules(41)



Hand Crimping Tools(2)



Knife Disconnects(11)



Quick Disconnects(32)



Ring Terminals(589)



Spade Terminals(228)



Special Purpose Terminals(1)



Splices(40)

Customers Also Bought



TE Part # 35149
PIDG Ring Tongue Terminals



TE Part # 207442-1
18 POS SQ GRID METRIMATE-PLUG



TE Part # 170362-4
MINI UNIVERSAL M-N-L SOCKET



TE Part # 320763
TERMINAL,SOLIS R 12-10 1/2



TE Part # 320559
PIDG Butt Splices



TE Part # 1-968857-2
AMP MCP 2.8, CONTACT SWS



TE Part # 2176469-4
TLRP 2010 2.0W R050 1% 75PPM 4K RL



TE Part # 4-2176422-6
TLRP 2512 3.0W R200 1% 25PPM 4K RL

Documents

Product Drawings

SMP 0-0320562-0

English

CAD Files

3D PDF

3D

Customer View Model

ENG_CVM_CVM_2-1377174-2_C1.2d_dxf.zip

English

Customer View Model

ENG_CVM_CVM_2-1377174-2_C1.3d_igs.zip

English

Customer View Model

ENG_CVM_CVM_2-1377174-2_C1.3d_stp.zip

English

By downloading the CAD file I accept and agree to the Terms and Conditionsof use.

Datasheets & Catalog Pages

RADIATION_RESISTANT_PRE-INSULATED_TERMINALS_SPLICES

English