172615-2 ✔ ACTIVE

Positive Lock | Positive Lock 312

TE Internal #: 172615-2

Crimp Terminal Housings, Receptacle, Receptacle, 3 Position, Flag, UL 94V-2, Black, Nylon 66, Contact Mating Retention, Positive Lock 312

View on TE.com >

Terminals & Splices > Terminal Housings, Insulation Sleeves & Blocks > Crimp Terminal Housings







Terminal Type: **Receptacle**

Connector & Housing Type: **Receptacle**

Number of Positions: **3**

Terminal Orientation: **Flag**

UL Flammability Rating: **UL 94V-2**

Features

Product Type Features

Sealable	No
Connector System	Wire-to-Wire
Connector & Contact Terminates To	Wire & Cable
Connector & Housing Type	Receptacle

Configuration Features

Number of Positions	3

Body Features

Primary Product Color	Black

Contact Features

Terminal Type	Receptacle
Terminal Orientation	Flag
Contact Mating Retention	With

Mechanical Attachment

Mating Alignment	With
Connector Mounting Type	Cable Mount (Free-Hanging)

Housing Features

Housing Material	Nylon 66

Usage Conditions

Operating Temperature Range	-40 - 105 °C[-40 - 221 °F]

Industry Standards

UL Flammability Rating	UL 94V-2

Packaging Features

Packaging Quantity	100
Packaging Method	Bag

Product Compliance

For compliance documentation, visit the product page on TE.com>

EU RoHS Directive 2011/65/EU	Compliant
EU ELV Directive 2000/53/EC	Compliant
China RoHS 2 Directive MIIT Order No 32, 2016	No Restricted Materials Above Threshold
EU REACH Regulation (EC) No. 1907/2006	Current ECHA Candidate List: JAN 2024 (240) Candidate List Declared Against: JAN 2024 (240) Does not contain REACH SVHC
Halogen Content	Low Halogen - Br, Cl, F, I < 900 ppm per homogenous material. Also BFR/CFR/PVC Free
Solder Process Capability	Not applicable for solder process capability

Product Compliance Disclaimer

This information is provided based on reasonable inquiry of our suppliers and represents our current actual knowledge based on the information they provided. This information is subject to change. The part numbers that TE has identified as EU RoHS compliant have a maximum concentration of 0.1% by weight in homogenous materials for lead, hexavalent chromium, mercury, PBB, PBDE, DBP, BBP, DEHP, DIBP, and 0.01% for cadmium, or qualify for an exemption to these limits as defined in the Annexes of Directive 2011/65/EU (RoHS2). Finished electrical and electronic equipment products will be CE marked as required by Directive 2011/65/EU. Components may not be CE marked. Additionally, the part numbers that TE has identified as EU ELV compliant have a maximum concentration of 0.1% by weight in homogenous materials for lead, hexavalent chromium, and mercury, and 0.01% for cadmium, or qualify for an exemption to these limits as defined in the Annexes of Directive 2000/53/EC (ELV). Regarding the REACH Regulation, the information TE provides on SVHC in articles for this part number is based on the latest European Chemicals Agency (ECHA) 'Guidance on requirements for substances in articles' posted at this URL: https://echa.europa.eu/guidance-documents/guidance-on-reach

Compatible Parts



TE Part # 172796-1
PL 312 FLAG REC 20-14 0.32 X 24.9 PTPBR



TE Part # 172795-1
PL 312 FLAG REC 20-14 0.32 X 24.9 PTPBR



TE Part # 900318-1
PL 312 FLAG REC 20-18AWG 0.32X24.9 PTPBR



TE Part # 900319-1
PL 312 FLAG REC 20-18AWG 0.32X24.9 PTPBR



TE Part # 172864-1
250 POSITIVE DBL LOCK 2P NATUR



TE Part # 724719-1
EXT.TOOL FOR SHIELD BEAM

Also in the Series | Positive Lock 312



Crimp Terminal Housings(4)



Insertion & Extraction Tools(1)



Quick Disconnects(5)

Customers Also Bought

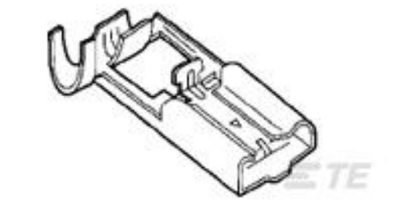

TE Part # 172796-1
PL 312 FLAG REC 20-14 0.32 X 24.9 PTPBR

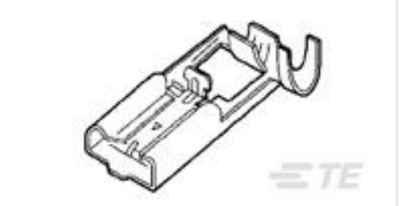

TE Part # 172795-1
PL 312 FLAG REC 20-14 0.32 X 24.9 PTPBR



TE Part # 936271-1
090III 6P(D) CAP ASSY



TE Part # 5-1534116-1
MQS0,63 SN REC CB UNSEAL. 0,25-0,35 2P



TE Part # 2-1904131-6
V23134A3052X540-EV-CBOX

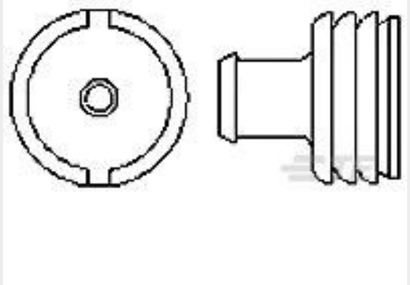

TE Part # 967610-1
MPQ EINZELLEITDICHT



TE Part # 1-2299987-2
65W SEAL PLUG,CONN KIT



TE Part # 1-2299988-1
REC CONN CVR ASSY,65POS,AMP MCP 1.5K



TE Part # 936784-2
CLIP FOR MT-II/JPT SLD 20P/36P

Documents

Product Drawings

POSITIVE LOCK 312 HOUSING RECEPTACLE

English

CAD Files

Customer View Model

ENG_CVM_172615-2_C.3d_igs.zip

English

Customer View Model

ENG_CVM_172615-2_C.3d_stp.zip

English

Customer View Model

ENG_CVM_172615-2_C.2d_dxf.zip

English

3D PDF

English

3D PDF

3D

Customer View Model

ENG_CVM_CVM_172615-2_F.2d_dxf.zip

English

Customer View Model

ENG_CVM_CVM_172615-2_F.3d_igs.zip

English

Customer View Model

ENG_CVM_CVM_172615-2_F.3d_stp.zip

English

By downloading the CAD file I accept and agree to the Terms and Conditionsof use.

Product Specifications

Application Specification

Japanese

APPLICATION SPECIFICATION; CRIMPING ''312'' SERIES, POSITIVE LOCK FLAG RECEPTACLE CONTACT

Japanese

Application Specification

English

APPLICATION SPECIFICATION; CRIMPING ''312'' SERIES, POSITIVE LOCK FLAG RECEPTACLE CONTACT

English