1-172520-0 ✔ ACTIVE

AMP-IN

TE Internal #: 1-172520-0

Housing, Plug, Wire-to-Board, 10 Position, .098 in [2.5 mm] Centerline, Crimp, 1 Row, Natural, Printed Circuit Board, Power & Signal

View on TE.com >

Connectors > PCB Connectors > Wire-to-Board Connectors > Wire-to-Board Connector Assemblies & Housings



Connector Product Type: **Housing**

Connector & Housing Type: **Plug**

Connector System: **Wire-to-Board**

Number of Positions: **10**

Centerline (Pitch): **2.5 mm [.098 in]**

Features

Product Type Features

Connector Product Type	Housing
Connector & Housing Type	Plug
Connector System	Wire-to-Board
Sealable	No
Connector & Contact Terminates To	Printed Circuit Board

Configuration Features

Number of Positions	10
Number of Rows	1

Electrical Characteristics

Operating Voltage	250 VAC

Body Features

Primary Product Color	Natural

Contact Features

Contact Layout	Inline
Contact Type	Pin
Contact Base Material	Brass

Termination Features

Termination Method to Wire & Cable	Crimp

Mechanical Attachment

Strain Relief	Without
Panel Mount Feature	Without
PCB Mount Retention	Without
Mating Retention	Without
Connector Mounting Type	Cable Mount (Free-Hanging)

Housing Features

Housing Entry Configuration	Both Ends Closed
Housing Material	Nylon 6/6
Centerline (Pitch)	2.5 mm[.098 in]

Dimensions

Connector Length	26 mm[1.02 in]
	.14 in
PCB Thickness (Recommended)	1.19 - 1.6 mm, 1.57 mm
Wire Size	.05 - .15 mm², .12 - .35 mm²

Usage Conditions

Operating Temperature Range	-40 - 105 °C[-40 - 221 °F]

Operation/Application

Circuit Application	Power & Signal

Industry Standards

UL Flammability Rating	UL 94V-0

Packaging Features

Packaging Quantity	1000
Packaging Method	Bag

Product Compliance

For compliance documentation, visit the product page on TE.com>

EU RoHS Directive 2011/65/EU	Compliant
EU ELV Directive 2000/53/EC	Compliant
China RoHS 2 Directive MIIT Order No 32, 2016	No Restricted Materials Above Threshold
EU REACH Regulation (EC) No. 1907/2006	Current ECHA Candidate List: JAN 2024 (240) Candidate List Declared Against: JAN 2024 (240) Does not contain REACH SVHC
Halogen Content	Low Halogen - Br, Cl, F, I < 900 ppm per homogenous material. Also BFR/CFR/PVC Free
Solder Process Capability	Not applicable for solder process capability

Product Compliance Disclaimer

This information is provided based on reasonable inquiry of our suppliers and represents our current actual knowledge based on the information they provided. This information is subject to change. The part numbers that TE has identified as EU RoHS compliant have a maximum concentration of 0.1% by weight in homogenous materials for lead, hexavalent chromium, mercury, PBB, PBDE, DBP, BBP, DEHP, DIBP, and 0.01% for cadmium, or qualify for an exemption to these limits as defined in the Annexes of Directive 2011/65/EU (RoHS2). Finished electrical and electronic equipment products will be CE marked as required by Directive 2011/65/EU. Components may not be CE marked. Additionally, the part numbers that TE has identified as EU ELV compliant have a maximum concentration of 0.1% by weight in homogenous materials for lead, hexavalent chromium, and mercury, and 0.01% for cadmium, or qualify for an exemption to these limits as defined in the Annexes of Directive 2000/53/EC (ELV). Regarding the REACH Regulation, the information TE provides on SVHC in articles for this part number is based on the latest European Chemicals Agency (ECHA) 'Guidance on requirements for substances in articles' posted at this URL: https://echa.europa.eu/guidance-documents/guidance-on-reach

Compatible Parts

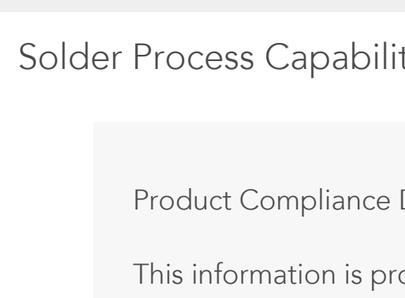

TE Part # 172782-5
LOW PROFILE MINI AMP-IN

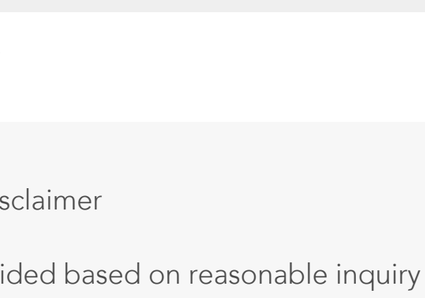

TE Part # 172781-4
LOW PROFILE MINI AMP-IN (AWG#30-#26)Y-TY

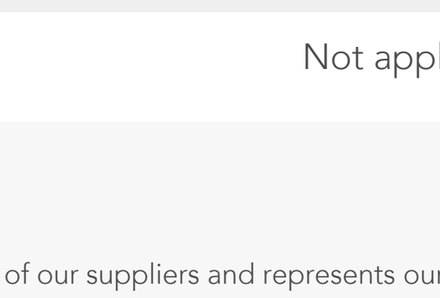

TE Part # 172782-7
LOW PROFILE MINI AMP-IN

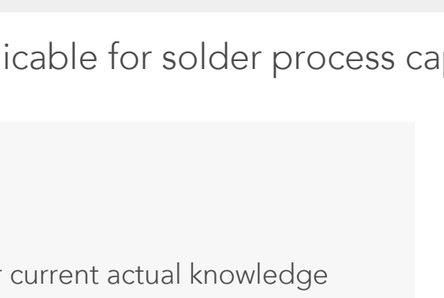

TE Part # 172781-3
LOW PROFILE MINI AMP-IN (AWG#30-#26)X-TY

Customers Also Bought



TE Part # 172520-5
5P 2.5MM MINI AMP-IN HDR HSG



TE Part # 172520-6
6P 2.5MM MINI AMP-IN HDR HSG



TE Part # 1971030-8
STD Temp Sig GRACE INERTIA Plug

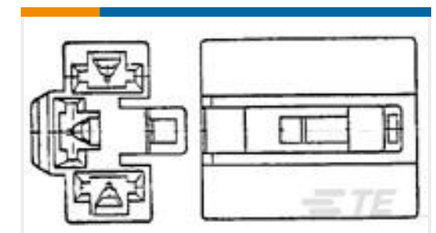

TE Part # 176774-1
FF 250 PLUG HSG 3P NYLON NAT



TE Part # 172520-7
7P 2.5MM MINI AMP-IN HDR HSG

Documents

CAD Files

3D PDF

English

Customer View Model

ENG_CVM_1-172520-0_G1.3d_stp.zip

English

Customer View Model

ENG_CVM_1-172520-0_G1.2d_dxf.zip

English

Customer View Model

ENG_CVM_1-172520-0_G1.3d_igs.zip

English

3D PDF

3D

Customer View Model

ENG_CVM_CVM_1-172520-0_E.2d_dxf.zip

English

Customer View Model

ENG_CVM_CVM_1-172520-0_E.3d_igs.zip

English

Customer View Model

ENG_CVM_CVM_1-172520-0_E.3d_stp.zip

English

By downloading the CAD file I accept and agree to the Terms and Conditionsof use.

Datasheets & Catalog Pages

PRINTED CIRCUIT BOARD TERMINALS AND DISCONNECTS

English

Product Specifications

Application Specification

English

Application Specification

English

Agency Approvals

UL Report

English