2204420-9 ✔ ACTIVE

MULTI-BEAM | MULTI-BEAM HD

TE Internal #: 2204420-9

PCB Mount Receptacle, Vertical, Board-to-Board, 36 Position, 2 mm / 5 mm [.079 in / .196 in] Centerline, Fully Shrouded, Gold (Au), MULTI-BEAM HD

View on TE.com >

Connectors > PCB Connectors > PCB Headers & Receptacles







PCB Connector Type: **PCB Mount Receptacle**

Connector System: **Board-to-Board**

Number of Positions: **36**

Number of Rows: **5**

Centerline (Pitch): **2 mm, 5 mm [.079 in, .196 in]**

Features

Product Type Features

Mixed & Hybrid Header	Yes
Connector Shape	Rectangular
PCB Connector Type	PCB Mount Receptacle
Connector System	Board-to-Board
Header Type	Fully Shrouded
Sealable	No
Connector & Contact Terminates To	Printed Circuit Board
Connector Product Type	Connector Assembly

Configuration Features

Number of Columns	12
Number of Loaded Positions	36
Number of Positions	36
Number of Rows	5
PCB Mount Orientation	Vertical

Number of Power Positions	6
Number of Signal Positions	30

Electrical Characteristics

Operating Voltage	60 VDC

Body Features

Primary Product Color	Black

Contact Features

Contact Underplating Material	Nickel
Contact Underplating Material Thickness	1.27 µm[50 µin]
PCB Contact Termination Area Plating Material Thickness	2.54 – 5.08 µm[100 – 200 µin]
Contact Layout	Matrix
Contact Base Material	Copper Alloy
Contact Mating Area Plating Material	Gold (Au)
Contact Type	Receptacle
Contact Current Rating (Max)	3.5 A, 93 A
PCB Contact Termination Area Plating Material	Tin
Contact Mating Area Plating Material Thickness	.076 µm[3 µin]

Termination Features

Termination Post & Tail Length	3.2 mm[.126 in]
Termination Method to PCB	Through Hole - Press-Fit

Mechanical Attachment

PCB Mount Alignment Type	Hold-Down
Mating Alignment Type	Guide Post
Connector Mounting Type	Board Mount
Mating Alignment	With
PCB Mount Alignment	With
PCB Mount Retention	Without

Housing Features

Centerline (Pitch)	2 mm, 5 mm[.079 in][.196 in]
Housing Material	High Temperature Thermoplastic Glass-Filled

Dimensions

Connector Width	18.3 mm[.72 in]
Connector Height	11.4 mm[.45 in]
Connector Length	47.8 mm[1.88 in]
Row-to-Row Spacing	2 mm[.079 in]
PCB Thickness (Recommended)	1.5 mm[.059 in]

Usage Conditions

Operating Temperature (Max)	125 °C[257 °F]
Operating Temperature Range	-40 – 125 °C[-40 – 257 °F]

Operation/Application

Circuit Application	Power & Signal

Industry Standards

UL Rating	Recognized
Glow Wire Rating	High Temperature Part - Not Glow Wire
UL Flammability Rating	UL 94V-0

Packaging Features

Packaging Quantity	35
Packaging Method	Tray

Product Compliance

For compliance documentation, visit the product page on TE.com>

EU RoHS Directive 2011/65/EU	Compliant
EU ELV Directive 2000/53/EC	Compliant
China RoHS 2 Directive MIIT Order No 32, 2016	有害物质含量符合标准要求 No Restricted Substance(s) Above Threshold
EU REACH Regulation (EC) No. 1907/2006	Current ECHA Candidate List: JUNE 2025 (250) Candidate List Declared Against: JUNE 2025 (250) Does not contain REACH SVHC
Halogen Content	Low Halogen - Br, Cl, F < 900 ppm per homogenous material. Also BFR/CFR/PVC Free
Solder Process Capability	Not applicable for solder process capability

Product Compliance Disclaimer

This information is provided based on reasonable inquiry of our suppliers and represents our current actual knowledge based on the information they provided. This information is subject to change. The part numbers that TE has identified as EU RoHS compliant have a maximum concentration of 0.1% by weight in homogenous materials for lead, hexavalent chromium, mercury, PBB, PBDE, DBP, BBP, DEHP, DIBP, and 0.01% for cadmium, or qualify for an exemption to these limits as defined in the Annexes of Directive 2011/65/EU (RoHS2). Finished electrical and electronic equipment products will be CE marked as required by Directive 2011/65/EU. Components may not be CE marked. Additionally, the part numbers that TE has identified as EU ELV compliant have a maximum concentration of 0.1% by weight in homogenous materials for lead, hexavalent chromium, and mercury, and 0.01% for cadmium, or qualify for an exemption to these limits as defined in the Annexes of Directive 2000/53/EC (ELV). Regarding the REACH Regulation, the information TE provides on SVHC in articles for this part number is based on the latest European Chemicals Agency (ECHA) 'Guidance on requirements for substances in articles' posted at this URL: https://echa.europa.eu/guidance-documents/guidance-on-reach

Compatible Parts



TE Part # 2204440-8
MULTI-BEAM HD R/A PLUG 15S+3P+3P+15S

Also in the Series | MULTI-BEAM HD



Board-to-Board Headers & Receptacles(46)



PCB Headers & Receptacles(46)



Rectangular Power Connectors(46)

Customers Also Bought



TE Part #ASU603-03PN-HE913F
PLUG ASSY.ASU 3 WAY. CAD PLATE.



TE Part #AS107-35SN-913F
RECEPT. IN LINE TYPE 1 AS MICRO 7



TE Part #ZPF000000000003599
724-0003-22



TE Part #5-146257-8
16 MODII HDR DRST B/A .100CL L

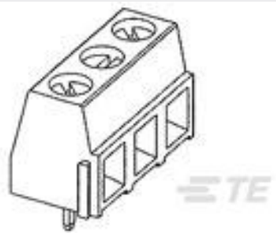

TE Part #1-282836-3
TERMI BLOK PCB MOUNT SIDE ENTR



TE Part #1879208-4
CPF 0402 13R 0.1% 25PPM 1K RL



TE Part #7-1879417-3
CPF0603 681K 0.1% 25PPM 1K RL



TE Part #2176230-1
3522 0R0 5% 3W



TE Part #5-2176455-4
CPF 0402 392K 0.1% 25ppm 1K RL

TE Part #ZPF000000000014476
DCIH 21-12 P

Documents

Product Drawings

MULTI-BEAM HD VERTICAL REC. 15S+3P+3P+15

English

CAD Files

3D PDF

3D

Customer View Model

ENG_CVM_CVM_2204420-9_A.2d_dxf.zip

English

Customer View Model

ENG_CVM_CVM_2204420-9_A.3d_igs.zip

English

Customer View Model

ENG_CVM_CVM_2204420-9_A.3d_stp.zip

English

By downloading the CAD file I accept and agree to the Terms and Conditions of use.

Product Specifications

Application Specification

English

Agency Approvals

UL

English