OJT-SS-112DM,000 ✔ ACTIVE

OEG | OEG Miniature PCB Relay OJT

TE Internal #: 1-1461116-3

General Purpose Power Relay, DC, Monostable, 1 Form A SPST-NO, 5 A Contact Rating, 12 VDC Coil Voltage, OEG Miniature PCB Relay OJT

View on TE.com >

Relays & Contactors > Electromechanical Relays > STD OEG PCB OSA Power Relays







Relay & Contactor Type: **General Purpose Power Relay**

Coil Magnetic System: **Monostable**

Contact Arrangement: **1 Form A SPST-NO**

Current Type: **DC**

Contact Current Rating: **5 A**

All STD OEG PCB OSA Power Relays (7)

Features

Product Type Features

Relay & Contactor Type	General Purpose Power Relay

Configuration Features

Contact Number of Poles	1
Coil Special Features	UL Coil Insulation Class F
Contact Arrangement	1 Form A SPST-NO

Electrical Characteristics

Contact Limiting Short-Time Current	5 A
Contact Limiting Making Current	5 A
Contact Limiting Continuous Current	5 A
Contact Limiting Breaking Current	5 A
Insulation Initial Dielectric Between Open Contacts	750 Vrms
Contact Switching Voltage (Max)	250 VAC

Contact Switching Load (Min)	100mA @ 5V
Coil Resistance	320 Ω
Contact Current Rating	5 A
Coil Voltage Rating	12 VDC
Contact Voltage Rating	250 VAC
Coil Power Rating DC	.45 W
Insulation Initial Dielectric Between Contacts & Coil	4000 Vrms

Body Features

Product Weight	6 g[.211 oz]
Enclosure Type	Flux Resistant Automatic Solder Capable

Contact Features

Contact Material	AgSnO

Termination Features

Main Termination & Connection Type	Solder Pins
Coil Termination & Connection Type	Solder Pins

Mechanical Attachment

Product Mount Type	Board Mount

Dimensions

Insulation Clearance Between Contact & Coil	6.4 mm[.251 in]
Insulation Creepage Between Contact & Coil	6.4 mm[.251 in]
Product Width	10.2 mm[.401 in]
Product Length	18.2 mm[.717 in]
Product Height	15.2 mm[.598 in]

Usage Conditions

Operating Temperature Range	-30 – 85 °C[-22 – 185 °F]
Environmental Category of Protection	RTII
Environmental Ambient Temperature (Max)	85 °C[185 °F]

Operation/Application

Coil Magnetic System	Monostable
Current Type	DC

Packaging Features

Packaging Method	Box & Tray, Tray

Other

Coil Power Rating Class	>.3 – ≤.6 W
Contact Current Class	>2 – ≤5 A
Height Class (Mechanical)	>14 – ≤16 mm[>.551 – ≤.63 in]
Length Class (Mechanical)	>16 – ≤22 mm[>.63 – ≤.866 in]
Width Class (Mechanical)	>7 – ≤11 mm[>.276 – ≤.433 in]

Product Compliance

For compliance documentation, visit the product page on TE.com>

EU RoHS Directive 2011/65/EU	Compliant
EU ELV Directive 2000/53/EC	Compliant
China RoHS 2 Directive MIIT Order No 32, 2016	No Restricted Materials Above Threshold
EU REACH Regulation (EC) No. 1907/2006	Current ECHA Candidate List: JUNE 2025 (250) Candidate List Declared Against: JUNE 2025 (250) Does not contain REACH SVHC
Halogen Content	Not Low Halogen - contains Br or Cl > 900 ppm.
Solder Process Capability	Wave solder capable to 265°C

Product Compliance Disclaimer

This information is provided based on reasonable inquiry of our suppliers and represents our current actual knowledge based on the information they provided. This information is subject to change. The part numbers that TE has identified as EU RoHS compliant have a maximum concentration of 0.1% by weight in homogenous materials for lead, hexavalent chromium, mercury, PBB, PBDE, DBP, BBP, DEHP, DIBP, and 0.01% for cadmium, or qualify for an exemption to these limits as defined in the Annexes of Directive 2011/65/EU (RoHS2). Finished electrical and electronic equipment products will be CE marked as required by Directive 2011/65/EU. Components may not be CE marked. Additionally, the part numbers that TE has identified as EU ELV compliant have a maximum concentration of 0.1% by weight in homogenous materials for lead, hexavalent chromium, and mercury, and 0.01% for cadmium, or qualify for an exemption to these limits as defined in the Annexes of Directive 2000/53/EC (ELV). Regarding the REACH Regulation, the information TE provides on SVHC in articles for this part number is based on the latest European Chemicals Agency (ECHA) 'Guidance on requirements for substances in articles' posted at this URL: https://echa.europa.eu/guidance-documents/guidance-on-reach

Compatible Parts



TE Part # CAT-OE4-OJ7
STD OEG PCB OSA Power Relays



TE Part # 2071507-1
OJT-SS-112HM,00000

Also in the Series | OEG Miniature PCB Relay OJT

DC Relays(7)

Electromechanical Relays(7)

Customers Also Bought



TE Part #CM9614-000
SBP100143WE5



TE Part #326886
TERMINAL,PIDG R 12-10 6



TE Part #1052902-1
2052 5674 02

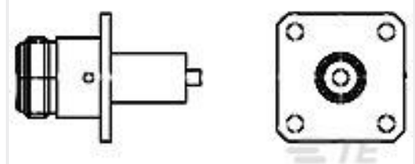

TE Part #1057290-1
3052 1201 10,N SERIES FM PLUG



TE Part #1648152-1
241-28-01100



TE Part #1648157-1
242-28-01100



TE Part #1648578-1
296-0049-01100



TE Part #1650402-1
902-83-02113=SCREW,SHLDR,8-32



TE Part #6648428-1
CONTACT,SKT,SIZE #0

TE Part #133421-E
MJ CS * * 8 8 * * * * * 30 * J 3 133942

Documents

Product Drawings

OJT-SS-112DM,000

English

CAD Files

3D PDF

3D

Customer View Model

ENG_CVM_CVM_1-1461116-3_D7.2d_dxf.zip

English

Customer View Model

ENG_CVM_CVM_1-1461116-3_D7.3d_igs.zip

English

Customer View Model

ENG_CVM_CVM_1-1461116-3_D7.3d_stp.zip

English

By downloading the CAD file I accept and agree to the Terms and Conditions of use.

Datasheets & Catalog Pages

OJT Series Relay Datasheet

English

Product Specifications

Definitions General Purpose Relays

English

Agency Approvals

VDE Certificate

English