7-1415074-1 ✔ ACTIVE

SCHRACK | SCHRACK Relay Package PT

TE Internal #: 7-1415074-1

General Purpose Power Relay, DC, Monostable, 2 Form C DPDT-CO, 12 A Contact Rating, 12 VDC Coil Voltage, SCHRACK Relay Package PT

View on TE.com >

Relays & Contactors > Electromechanical Relays



Relay & Contactor Type: **General Purpose Power Relay**

Coil Magnetic System: **Monostable**

Contact Arrangement: **2 Form C DPDT-CO**

Current Type: **DC**

Contact Current Rating: **12 A**

Features

Product Type Features

Relay & Contactor Type	General Purpose Power Relay

Configuration Features

Contact Number of Poles	2
Contact Arrangement	2 Form C DPDT-CO

Electrical Characteristics

Contact Limiting Short-Time Current	12 A
Contact Limiting Making Current	24 A
Contact Limiting Continuous Current	12 A
Contact Limiting Breaking Current	24 A
Insulation Initial Dielectric Between Open Contacts	1200 Vrms
Insulation Initial Dielectric Between Adjacent Contacts	2500 Vrms
Contact Switching Voltage (Max)	400 VAC
Contact Switching Load (Min)	10mA @ 12V
Coil Resistance	192 Ω
Contact Current Rating	12 A
Coil Voltage Rating	12 VDC
Contact Voltage Rating	240 VAC

Coil Power Rating DC	.75 W
Insulation Initial Dielectric Between Contacts & Coil	2500 Vrms

Body Features

Product Weight	71 g[2.504 oz]
Enclosure Type	Dust Protected

Contact Features

Contact Material	AgNi90/10

Termination Features

Main Termination & Connection Type	Screw Terminals
Coil Termination & Connection Type	Screw Terminals

Mechanical Attachment

Product Mount Type	DIN Rail

Dimensions

Insulation Clearance Between Contact & Coil	4 mm[.157 in]
Insulation Creepage Between Contact & Coil	4 mm[.157 in]
Product Width	27 mm[1.063 in]
Product Length	73.5 mm[2.894 in]
Product Height	58 mm[2.283 in]

Usage Conditions

Operating Temperature Range	-40 – 70 °C[-40 – 158 °F]
Environmental Category of Protection	RTI
Environmental Ambient Temperature (Max)	70 °C[158 °F]

Operation/Application

Indicator Type	LED
Coil Magnetic System	Monostable
Current Type	DC

Packaging Features

Packaging Method	Carton

Other

Coil Power Rating Class	>.6 – ≤1 W
Contact Current Class	>10 – ≤16 A

Height Class (Mechanical)	>45 – ≤70 mm[>1.772 – ≤2.756 in]
Length Class (Mechanical)	>70 mm[>2.756 in]
Width Class (Mechanical)	>22 – ≤33 mm[>.866 – ≤1.299 in]

Product Compliance

For compliance documentation, visit the product page on TE.com>

EU RoHS Directive 2011/65/EU	Compliant
EU ELV Directive 2000/53/EC	Compliant
China RoHS 2 Directive MIIT Order No 32, 2016	No Restricted Materials Above Threshold
EU REACH Regulation (EC) No. 1907/2006	Current ECHA Candidate List: JUNE 2025 (250) Candidate List Declared Against: JUNE 2025 (250) Does not contain REACH SVHC
Halogen Content	Not Low Halogen - contains Br or Cl > 900 ppm.
Solder Process Capability	Not applicable for solder process capability

Product Compliance Disclaimer

This information is provided based on reasonable inquiry of our suppliers and represents our current actual knowledge based on the information they provided. This information is subject to change. The part numbers that TE has identified as EU RoHS compliant have a maximum concentration of 0.1% by weight in homogenous materials for lead, hexavalent chromium, mercury, PBB, PBDE, DBP, BBP, DEHP, DIBP, and 0.01% for cadmium, or qualify for an exemption to these limits as defined in the Annexes of Directive 2011/65/EU (RoHS2). Finished electrical and electronic equipment products will be CE marked as required by Directive 2011/65/EU. Components may not be CE marked. Additionally, the part numbers that TE has identified as EU ELV compliant have a maximum concentration of 0.1% by weight in homogenous materials for lead, hexavalent chromium, and mercury, and 0.01% for cadmium, or qualify for an exemption to these limits as defined in the Annexes of Directive 2000/53/EC (ELV). Regarding the REACH Regulation, the information TE provides on SVHC in articles for this part number is based on the latest European Chemicals Agency (ECHA) 'Guidance on requirements for substances in articles' posted at this URL: https://echa.europa.eu/guidance-documents/guidance-on-reach

Compatible Parts

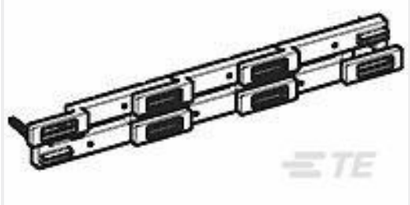

TE Part # 1860517-5
PT170R6 Jumper Bar

Also in the Series | SCHRACK Relay Package PT



DC Relays(14)



General Purpose Power Relays(32)

Customers Also Bought

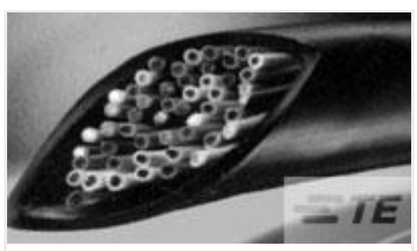

TE Part #D51558-000
NT-MIL-3/4-0-SP



TE Part #1SNG618002R0000
EP-RJG-M20-GR-A

TE Part #AAB1819-00
91H1-15-04-1-B-HE050



TE Part #HDP24-18-8PN-L017
REC, 8P, BLK, N, RNG, 12, P



TE Part #66261-5
MALE CONTACT ASSY. (L.P.)



TE Part #5-1419102-4
T9AP5D52-12



TE Part #5-1419111-2
PT271012



TE Part #6-1419111-0
PT370012



TE Part #1879452-1
TE 750W 1R0 5% Bracket



TE Part #2007492-8
SFP+assy2x1 Spring Fingers No Lp Sn

Documents

CAD Files

3D PDF

3D

Customer View Model

ENG_CVM_CVM_7-1415074-1_A.2d_dxf.zip

English

Customer View Model

ENG_CVM_CVM_7-1415074-1_A.3d_igs.zip

English

Customer View Model

ENG_CVM_CVM_7-1415074-1_A.3d_stp.zip

English

By downloading the CAD file I accept and agree to the Terms and Conditions of use.

Datasheets & Catalog Pages

Relay Package Package PT

English

Product Specifications

Definitions General Purpose Relays

English

Agency Approvals

VDE Certificate

English