8-34072-1 ✔ ACTIVE

PLASTI-GRIP

TE Internal #: 8-34072-1

Yellow, Butt Splice, 12 – 10 AWG, 3 – 6 mm² Wire, 5180 – 13100 CMA, Fully Insulated, Serrated, Copper, 29.46 mm [1.16 in] Length, PLASTI-GRIP

View on TE.com >

Terminals & Splices > Splices



Splice Type: **Butt Splice**

Wire Size: **3 – 6 mm²**

Sealable: **No**

Splice Features: **Serrated**

Features

Product Type Features

Splice Accessory Type	Splice
Splice Type	Butt Splice
Sealable	No
Compatible With Discrete Wire Type	Solid, Stranded
Wire Insulation Support Retention Type	Insulation Support

Configuration Features

Compatible With Wire & Cable Type	Discrete Wire

Electrical Characteristics

Operating Voltage	600 V

Body Features

Product Weight	2.799 g
Insulation Material	Vinyl
Splice Features	Serrated
Primary Product Color	Yellow

Contact Features

Terminal Plating Material	Tin
Contact Base Material	Copper
Barrel Type	Closed

Mechanical Attachment

Wire Insulation Support	With

Dimensions

Wire Size	5180 – 13100 CMA
Compatible Insulation Diameter Range	5.84 mm[.23 in]
Product Length	29.46 mm[1.16 in]

Usage Conditions

Insulation Option	Fully Insulated

Operation/Application

Compatible With Wire Base Material	Copper

Industry Standards

Government Qualified Splice	No

Packaging Features

Packaging Quantity	100
Packaging Method	Loose Piece

Product Compliance

For compliance documentation, visit the product page on TE.com>

EU RoHS Directive 2011/65/EU	Compliant
EU ELV Directive 2000/53/EC	Compliant
China RoHS 2 Directive MIIT Order No 32, 2016	No Restricted Materials Above Threshold
EU REACH Regulation (EC) No. 1907/2006	Current ECHA Candidate List: JUNE 2025 (250) Candidate List Declared Against: JUNE 2025 (250) Does not contain REACH SVHC
Halogen Content	Not Low Halogen - contains Br or Cl > 900 ppm.
Solder Process Capability	Not applicable for solder process capability

Product Compliance Disclaimer

This information is provided based on reasonable inquiry of our suppliers and represents our current actual knowledge based on the information they provided. This information is subject to change. The part numbers that TE has identified as EU RoHS compliant have a maximum concentration of 0.1% by weight in homogenous materials for lead, hexavalent chromium, mercury, PBB, PBDE, DBP, BBP, DEHP, DIBP, and 0.01% for cadmium, or qualify for an exemption to these limits as defined in the Annexes of Directive 2011/65/EU (RoHS2). Finished electrical and electronic equipment products will be CE marked as required by Directive 2011/65/EU. Components may not be CE marked. Additionally, the part numbers that TE has identified as EU ELV compliant have a maximum concentration of 0.1% by weight in homogenous materials for lead, hexavalent chromium, and mercury, and 0.01% for cadmium, or qualify for an exemption to these limits as defined in the Annexes of Directive 2000/53/EC (ELV). Regarding the REACH Regulation, the information TE provides on SVHC in articles for this part number is based on the latest European Chemicals Agency (ECHA) 'Guidance on requirements for substances in articles' posted at this URL: https://echa.europa.eu/guidance-documents/guidance-on-reach

Compatible Parts

TE Part # 58423-1
DIE, RBY IS9252

TE Part # 58433-3
PRO CR ASSY, RBY IS9252

TE Part # 59824-1
TETRA-CRIMP PIDG PG FASTON 22-10 ASSY

TE Part # 59239-4
HHHT PIDG PG 12-10 ASSY

TE Part # 169404
CERTI-LOK DIE

Also in the Series | PLASTI-GRIP

Compression Connectors(3)



Crimp Wire Pins, Tabs & Ferrules(20)

Ring Terminals(310)



Spade Terminals(158)

Splices(45)

Customers Also Bought

TE Part #001-0009
ANTENNA,2.4/5.5 GHz Dipole

TE Part #CAT-P592-R472A
PIDG Ring Tongue Terminals

TE Part #640309-3
UMNL PIN 12-10 PTPPHBZ



TE Part #640310-3
UMNL SOK 12-10 PTPPHBZ

TE Part #2027395-5
T9VV1K15-12S

TE Part #1-6609036-4
30VSK6=F7518 S0

TE Part #6609037-9
20EP1=F7773 S0

TE Part #6609048-9
20EQ1 M0=F7776

TE Part #2015357-4
C/A, UMCC/UMCC, 1.37 OD CABLE, 200MM LON

Documents

Product Drawings

SPLICE,PG BUTT 12-10

English

CAD Files

Customer View Model

ENG_CVM_CVM_8-34072-1_M.2d_dxf.zip

English

3D PDF

3D

Customer View Model

ENG_CVM_CVM_8-34072-1_M.3d_igs.zip

English

Customer View Model

ENG_CVM_CVM_8-34072-1_M.3d_stp.zip

English

By downloading the CAD file I accept and agree to the Terms and Conditions of use.

Product Specifications

Application Specification

English

Instruction Sheets

Instruction Sheet (U.S.)

English