NTST40H120ECTG

Very Low Leakage Trench-based Schottky Rectifier

ON Semiconductor®

www.onsemi.com

VERY LOW LEAKAGE, SCHOTTKY BARRIER RECTIFIERS 40 AMPERES, 120 VOLTS

Features

- Fine Lithography Trench−based Schottky Technology for Very Low Forward Voltage and Low Leakage
- Fast Switching with Exceptional Temperature Stability
- Low Power Loss and Lower Operating Temperature
- Higher Efficiency for Achieving Regulatory Compliance
- Low Thermal Resistance
- High Surge Capability
- These are Pb−Free Devices

Typical Applications

- Switching Power Supplies including Notebook / Netbook Adapters, ATX and Flat Panel Display
- High Frequency and DC−DC Converters
- Freewheeling and OR−ing diodes
- Reverse Battery Protection
- Instrumentation

Mechanical Characteristics

- Case: Epoxy, Molded
- Epoxy Meets Flammability Rating UL 94−0 @ 0.125 in
- Finish: All External Surfaces Corrosion Resistant and Terminal Leads are Readily Solderable
- Lead Temperature for Soldering Purposes: 260°C Maximum for 10 sec

PIN CONNECTIONS

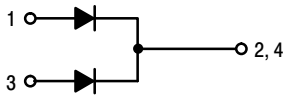

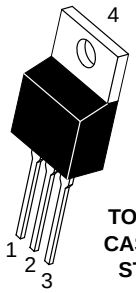

TO−220AB
CASE 221A
STYLE 6

MARKING DIAGRAM

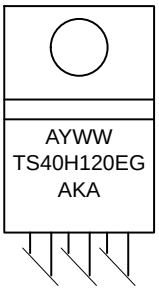

TO−220AB

A	= Assembly Location
Y	= Year
WW	= Work Week
AKA	= Polarity Designator
G	= Pb−Free Package

ORDERING INFORMATION

See detailed ordering and shipping information in the package dimensions section on page 4 of this data sheet.

© Semiconductor Components Industries, LLC, 2015

MAXIMUM RATINGS

Rating	Symbol	Value	Unit
Peak Repetitive Reverse Voltage Working Peak Reverse Voltage DC Blocking Voltage	V_{RRM} V_{RWM} V_R	120	V
Average Rectified Forward Current (Rated V_R, T_C = 124°C) Per device (Rated V_R, T_C = 134°C) Per diode	$I_{F(AV)}$	 40 20	A
Peak Repetitive Forward Current (Rated V_R, Square Wave, 20 kHz, T_C = 120°C) Per device (Rated V_R, Square Wave, 20 kHz, T_C = 130°C) Per diode	I_{FRM}	 80 40	A
Nonrepetitive Peak Surge Current (Surge applied at rated load conditions halfwave, single phase, 60 Hz)	I_{FSM}	250	A
Operating Junction Temperature	T_J	−40 to +150	°C
Storage Temperature	T_{stg}	−40 to +150	°C
Voltage Rate of Change (Rated V_R)	dV/dt	36	V/ns

Stresses exceeding those listed in the Maximum Ratings table may damage the device. If any of these limits are exceeded, device functionality should not be assumed, damage may occur and reliability may be affected.

THERMAL CHARACTERISTICS

Rating	Symbol	NTST40H120ECTG	Unit
Maximum Thermal Resistance per Device Junction−to−Case Junction−to−Ambient	 $R_{\theta JC}$ $R_{\theta JA}$	 0.81 70	 °C/W °C/W

ELECTRICAL CHARACTERISTICS (Per Leg unless otherwise noted)

Rating	Symbol	Typ	Max	Unit
Maximum Instantaneous Forward Voltage (Note 1) (I_F = 5 A, T_J = 25°C) (I_F = 10 A, T_J = 25°C) (I_F = 20 A, T_J = 25°C) (I_F = 5 A, T_J = 125°C) (I_F = 10 A, T_J = 125°C) (I_F = 20 A, T_J = 125°C)	v_F	 0.54 0.67 0.84 0.47 0.56 0.66	 − − 0.93 − − 0.7	V
Maximum Instantaneous Reverse Current (Note 1) (V_R = 90 V, T_J = 25°C) (V_R = 90 V, T_J = 125°C) (Rated dc Voltage, T_J = 25°C) (Rated dc Voltage, T_J = 125°C)	I_R	 3 5 − 7	 − − 25 28	 μA mA μA mA

Product parametric performance is indicated in the Electrical Characteristics for the listed test conditions, unless otherwise noted. Product performance may not be indicated by the Electrical Characteristics if operated under different conditions.

1. Pulse Test: Pulse Width = 300 μs, Duty Cycle ≤ 2.0%

TYPICAL CHARACTERISTICS

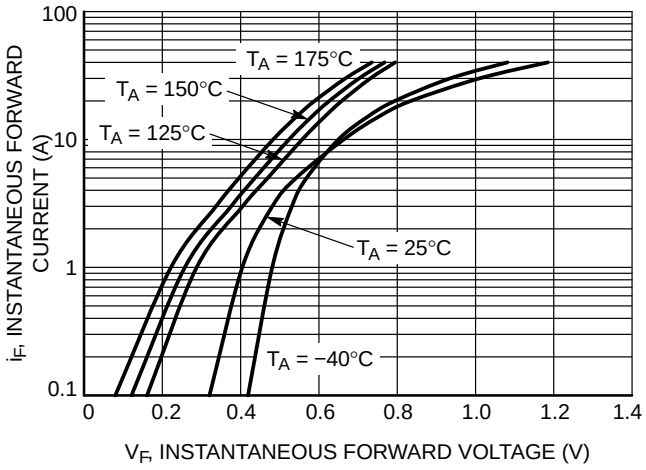

Figure 1. Typical Instantaneous Forward Characteristics

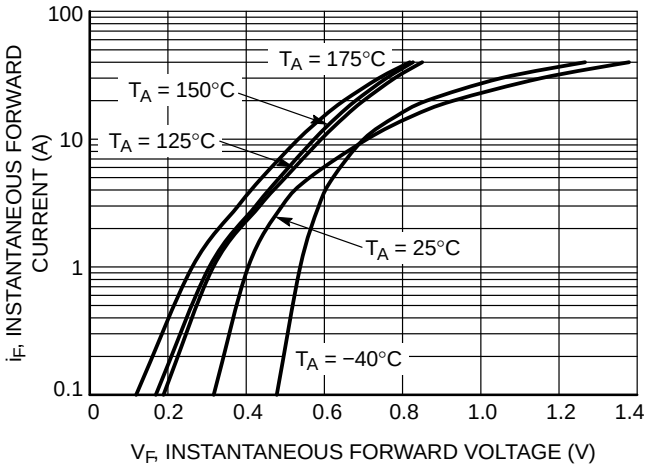

Figure 2. Maximum Instantaneous Forward Characteristics

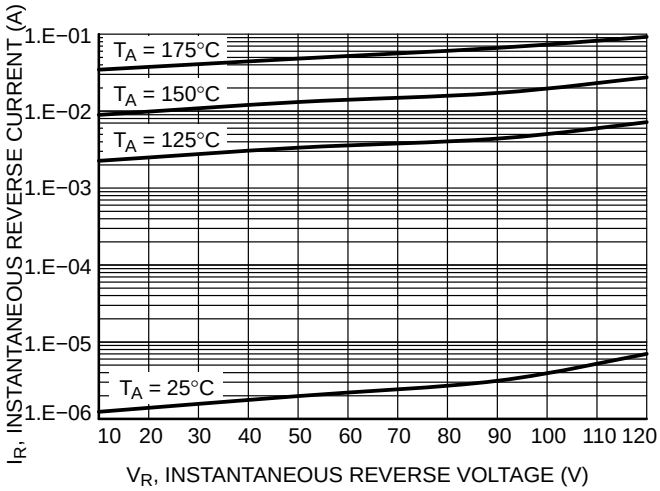

Figure 3. Typical Reverse Characteristics

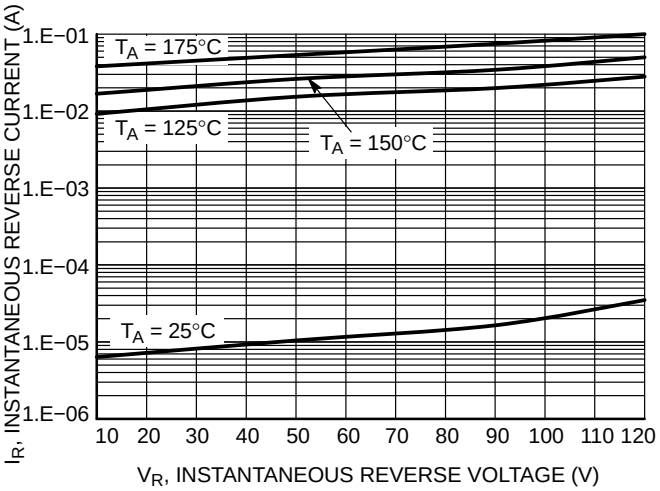

Figure 4. Maximum Reverse Characteristics

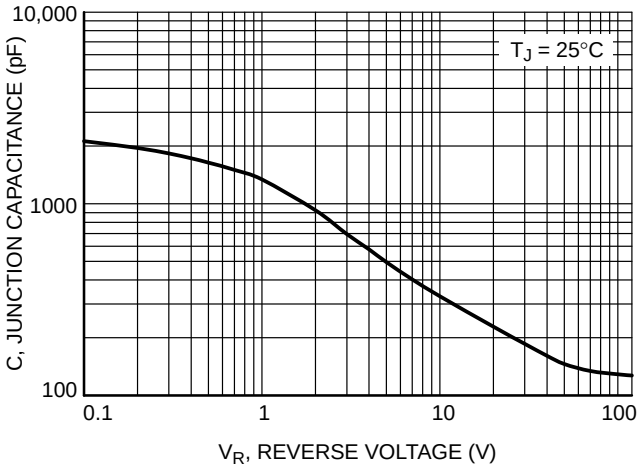

Figure 5. Typical Junction Capacitance

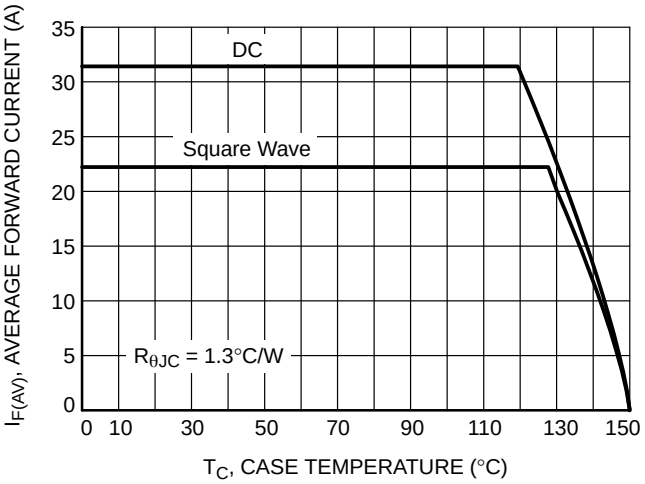

Figure 6. Current Derating per Diode

TYPICAL CHARACTERISTICS

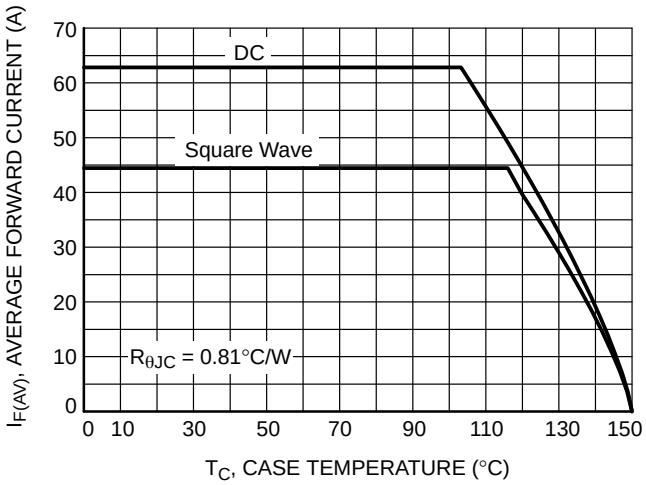

Figure 7. Current Derating per Device

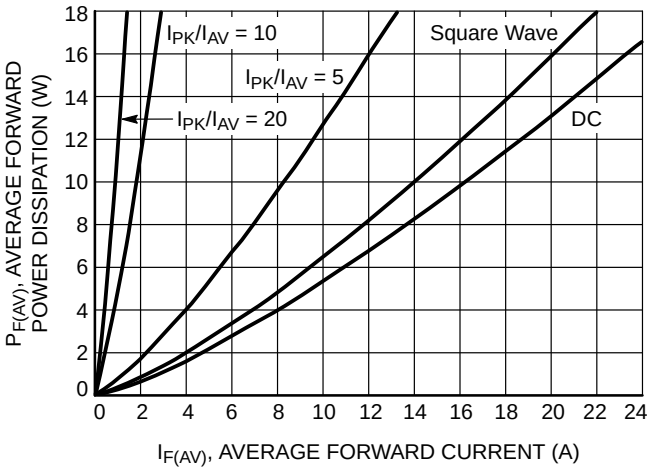

Figure 8. Forward Power Dissipation

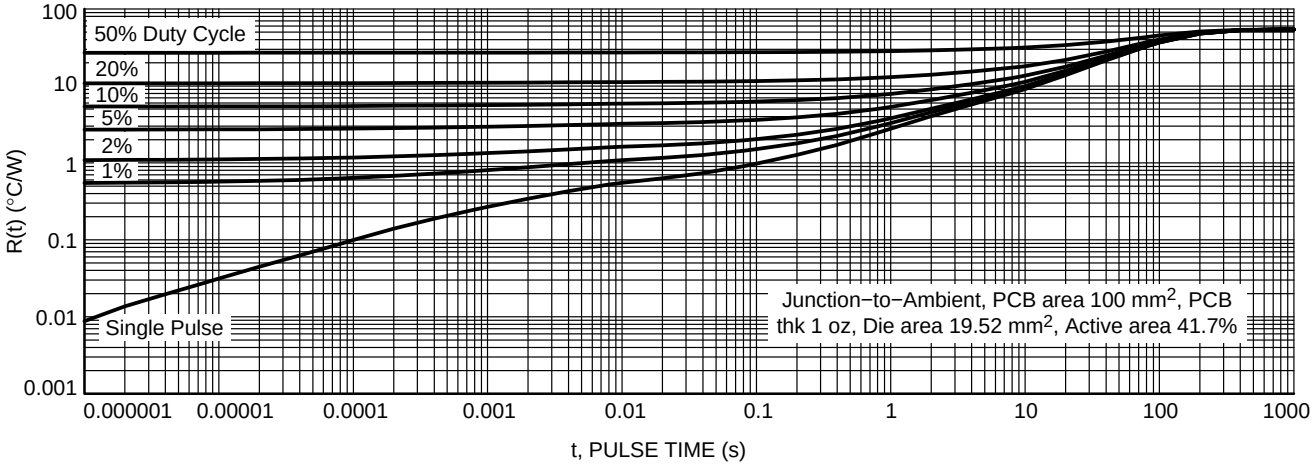

Figure 9. Thermal Characteristics

ORDERING INFORMATION

Device	Package	Shipping
NTST40H120ECTG	TO−220AB (Pb−Free)	50 Units / Rail

onsemi, onsemi, and other names, marks, and brands are registered and/or common law trademarks of Semiconductor Components Industries, LLC dba "**onsemi**" or its affiliates and/or subsidiaries in the United States and/or other countries. **onsemi** owns the rights to a number of patents, trademarks, copyrights, trade secrets, and other intellectual property. A listing of **onsemi**'s product/patent coverage may be accessed at www.onsemi.com/site/pdf/Patent−Marking.pdf. **onsemi** reserves the right to make changes at any time to any products or information herein, without notice. The information herein is provided "as−is" and **onsemi** makes no warranty, representation or guarantee regarding the accuracy of the information, product features, availability, functionality, or suitability of its products for any particular purpose, nor does **onsemi** assume any liability arising out of the application or use of any product or circuit, and specifically disclaims any and all liability, including without limitation special, consequential or incidental damages. Buyer is responsible for its products and applications using **onsemi** products, including compliance with all laws, regulations and safety requirements or standards, regardless of any support or applications information provided by **onsemi**. "Typical" parameters which may be provided in **onsemi** data sheets and/or specifications can and do vary in different applications and actual performance may vary over time. All operating parameters, including "Typicals" must be validated for each customer application by customer's technical experts. **onsemi** does not convey any license under any of its intellectual property rights nor the rights of others. **onsemi** products are not designed, intended, or authorized for use as a critical component in life support systems or any FDA Class 3 medical devices or medical devices with a same or similar classification in a foreign jurisdiction or any devices intended for implantation in the human body. Should Buyer purchase or use **onsemi** products for any such unintended or unauthorized application, Buyer shall indemnify and hold **onsemi** and its officers, employees, subsidiaries, affiliates, and distributors harmless against all claims, costs, damages, and expenses, and reasonable attorney fees arising out of, directly or indirectly, any claim of personal injury or death associated with such unintended or unauthorized use, even if such claim alleges that **onsemi** was negligent regarding the design or manufacture of the part. **onsemi** is an Equal Opportunity/Affirmative Action Employer. This literature is subject to all applicable copyright laws and is not for resale in any manner.

ADDITIONAL INFORMATION

TECHNICAL PUBLICATIONS:
Technical Library: www.onsemi.com/design/resources/technical−documentation
onsemi Website: www.onsemi.com

ONLINE SUPPORT: www.onsemi.com/support
For additional information, please contact your local Sales Representative at
www.onsemi.com/support/sales