106081-1 ✔ ACTIVE

Z-PACK | Z-PACK 2mm HM

TE Internal #: 106081-1

Hard Metric Backplane Connectors, PCB Mount Header, ≤1 Gb/s, 11 Column, 7 Row, Mezzanine, 77 Position, 2 mm [.078 in] Centerline, Z-PACK 2mm HM

View on TE.com >

Connectors > PCB Connectors > Backplane Connectors > Hard Metric Backplane Connectors > Hard Metric Male Connector: Traditional Backplane, Mezzanine, 2mm

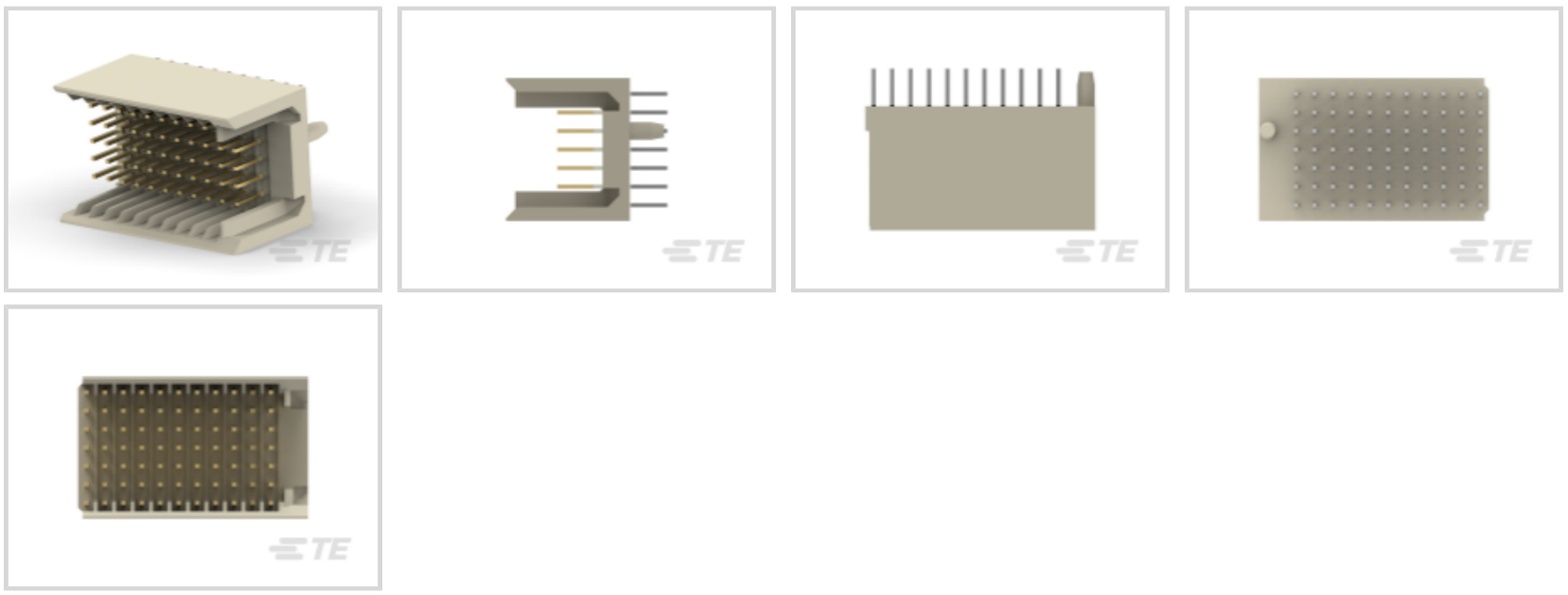

PCB Connector Assembly Type: **PCB Mount Header**

Data Rate: **≤1 Gb/s**

Number of Columns: **11**

Number of Rows: **7**

Backplane Architecture: **Mezzanine**

All Hard Metric Male Connector: Traditional Backplane, Mezzanine, 2mm (124)

Features

Product Type Features

Ground Feature Type	Ground Return Shielding
Backplane Interface Type	2mm HM
Connector System	Board-to-Board
Connector & Contact Terminates To	Printed Circuit Board
PCB Connector Assembly Type	PCB Mount Header
Sealable	No

Configuration Features

Rows Loaded	A, B, C, D, E, F, Z
Number of Columns	11
Number of Rows	7
Backplane Architecture	Mezzanine
Number of Positions	77

PCB Mount Orientation	Vertical

Signal Characteristics

Crosstalk Version	Standard
Data Rate	≤1 Gb/s

Body Features

Primary Product Color	Gray

Contact Features

Feedthrough Post Length	3.7 mm
CompactPCI Designation	None
Contact Type	Pin
Contact Underplating Material	Nickel
PCB Contact Termination Area Plating Material	Tin-Lead
Contact Base Material	Phosphor Bronze
Contact Mating Area Plating Material	Gold
Contact Mating Area Plating Material Thickness	.76 µm[30 µin]
Contact Current Rating (Max)	1.5 A

Termination Features

Termination Method to Printed Circuit Board	Through Hole - Press-Fit

Mechanical Attachment

Front Mating Level	Level 1
Mating Alignment Type	Polarizing Peg
Connector Mounting Type	Board Mount

Housing Features

Housing Material	Polyester - GF
Centerline (Pitch)	2 mm[.078 in]

Dimensions

Backplane Module Length	25 mm

Usage Conditions

Operating Temperature Range	-55 – 125 °C[-67 – 257 °F]

Operation/Application

Shielded	No

Circuit Application	Signal

Industry Standards

UL Flammability Rating	UL 94V-0

Packaging Features

Packaging Quantity	21
Packaging Method	Tube

Product Compliance

For compliance documentation, visit the product page on TE.com>

EU RoHS Directive 2011/65/EU	Not Compliant
EU ELV Directive 2000/53/EC	Compliant with Exemptions
China RoHS 2 Directive MIIT Order No 32, 2016	Restricted Materials Above Threshold
EU REACH Regulation (EC) No. 1907/2006	Current ECHA Candidate List: JAN 2024 (240) Candidate List Declared Against: JAN 2024 (240) SVHC > Threshold: Pb (13% in Component Part) **Article Safe Usage Statements:** Do not eat, drink or smoke when using this product. Wash thoroughly after handling. Recycle if possible and dispose of the article by following all applicable governmental regulations relevant to your geographic location.
Halogen Content	Not Low Halogen - contains Br or Cl > 900 ppm.
Solder Process Capability	Not applicable for solder process capability

Product Compliance Disclaimer

This information is provided based on reasonable inquiry of our suppliers and represents our current actual knowledge based on the information they provided. This information is subject to change. The part numbers that TE has identified as EU RoHS compliant have a maximum concentration of 0.1% by weight in homogenous materials for lead, hexavalent chromium, mercury, PBB, PBDE, DBP, BBP, DEHP, DIBP, and 0.01% for cadmium, or qualify for an exemption to these limits as defined in the Annexes of Directive 2011/65/EU (RoHS2). Finished electrical and electronic equipment products will be CE marked as required by Directive 2011/65/EU. Components may not be CE marked. Additionally, the part numbers that TE has identified as EU ELV compliant have a maximum concentration of 0.1% by weight in homogenous materials for lead, hexavalent chromium, and mercury, and 0.01% for cadmium, or qualify for an exemption to these limits as defined in the Annexes of Directive 2000/53/EC (ELV). Regarding the REACH Regulation, the information TE provides on SVHC in articles for this part number is based on the latest European Chemicals Agency (ECHA) ‘Guidance on requirements for substances in articles’ posted at this URL: https://echa.europa.eu/guidance-documents/guidance-on-reach

Compatible Parts



TE Part # 352115-1
Z-PACK/C F-HDR 55P

Also in the Series | Z-PACK 2mm HM



Backplane Connector Housings(4)



Backplane Power Connectors(6)



Connector Caps & Covers(62)



Connector Contacts(2)



Connector Hardware(97)



Hard Metric Backplane Connectors (267)



High Speed Backplane Connectors(1)



Insertion & Extraction Tools(2)



Rectangular Power Connectors(87)

Customers Also Bought



TE Part #6469025-1
HM-ZD 2PR HDR 40P 2.5MM

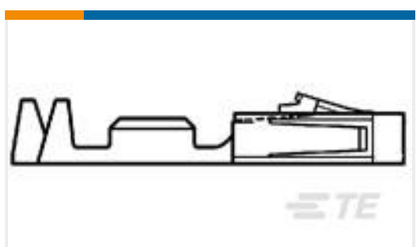

TE Part #1-104480-6
SHORT POINT RECP CONT LP

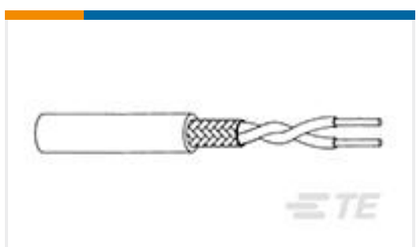

TE Part #234062-002
2524E0114-9



TE Part #7-2176087-1
RP 1J 0.166W 374R 0.1% 25PPM 1K RL

TE Part #213337-1
DUST COVER,MIL 600



TE Part #646547-1
Z-PACK A-B 25 COLUMN SHLD ASSY



TE Part #675714-000
SO96-3-00



TE Part #201595-000
SO96-2-00



TE Part #532430-3
HDI PIN ASSY 2 ROW 40 POS



TE Part #8-2176483-1
RA73F 2A 3K74 0.1% 5K RL

Documents

Product Drawings

2MM HM, HEADER, TYPE C

English

CAD Files

3D PDF

3D

Customer View Model

ENG_CVM_CVM_106081-1_C.2d_dxf.zip

English

Customer View Model

ENG_CVM_CVM_106081-1_C.3d_igs.zip

English

Customer View Model

ENG_CVM_CVM_106081-1_C.3d_stp.zip

English

By downloading the CAD file I accept and agree to the Terms and Conditions of use.

Product Specifications

Application Specification

English