60997-1 ✔ ACTIVE

SPLICE

TE Internal #: 60997-1

Pigtail Splice / Thru Splice, 12000 – 18000 CMA, Uninsulated, Brass, 0 Serration, 7.75 mm [.305 in] Length, Reel, Open Barrel, SPLICE

View on TE.com >

Terminals & Splices > Splices






Splice Type: **Pigtail Splice, Thru Splice**

Sealable: **No**

Wire Size: **12000 – 18000 CMA**

Contact Base Material: **Brass**

Terminal Material Thickness: **.64 mm [.025 in]**

Features

Product Type Features

Splice Type	Pigtail Splice, Thru Splice
Sealable	No
Compatible With Discrete Wire Type	Solid, Stranded
Wire Insulation Support Retention Type	Non-Insulation Support

Configuration Features

Number of Serrations	0
Compatible With Wire & Cable Type	Discrete Wire

Body Features

Product Weight	.532 g[.019 oz]

Contact Features

Contact Base Material	Brass
Barrel Type	Open

Mechanical Attachment

Wire Insulation Support	Without

Dimensions

Wire Size	12000 – 18000 CMA
Terminal Material Thickness	.64 mm[.025 in]
Product Length	7.75 mm[.305 in]

Usage Conditions

Insulation Option	Uninsulated
Operating Temperature Range	-40 – 110 °C[-40 – 230 °F]

Operation/Application

Compatible With Wire Base Material	Copper

Industry Standards

Government Qualified Splice	No

Packaging Features

Packaging Quantity	20000
Packaging Method	Reel

Product Compliance

For compliance documentation, visit the product page on TE.com>

EU RoHS Directive 2011/65/EU	Compliant
EU ELV Directive 2000/53/EC	Compliant
China RoHS 2 Directive MIIT Order No 32, 2016	No Restricted Materials Above Threshold
EU REACH Regulation (EC) No. 1907/2006	Current ECHA Candidate List: JUNE 2025 (250) Candidate List Declared Against: JUNE 2025 (250) Does not contain REACH SVHC
Halogen Content	Low Halogen - Br, Cl, F < 900 ppm per homogenous material. Also BFR/CFR/PVC Free
Solder Process Capability	Not applicable for solder process capability

Product Compliance Disclaimer

This information is provided based on reasonable inquiry of our suppliers and represents our current actual knowledge based on the information they provided. This information is subject to change. The part numbers that TE has identified as EU RoHS compliant have a maximum concentration of 0.1% by weight in homogenous materials for lead, hexavalent chromium, mercury, PBB, PBDE, DBP, BBP, DEHP, DIBP, and 0.01% for cadmium, or qualify for an exemption to these limits as defined in the Annexes of Directive 2011/65/EU (RoHS2). Finished electrical and electronic equipment products will be CE marked as required by Directive 2011/65/EU. Components may not be CE marked. Additionally, the part numbers that TE has identified as EU ELV compliant have a maximum concentration of 0.1% by weight in homogenous materials for lead, hexavalent chromium, and mercury, and 0.01% for cadmium, or qualify for an exemption to these limits

as defined in the Annexes of Directive 2000/53/EC (ELV). Regarding the REACH Regulation, the information TE provides on SVHC in articles for this part number is based on the latest European Chemicals Agency (ECHA) 'Guidance on requirements for substances in articles' posted at this URL: https://echa.europa.eu/guidance-documents/guidance-on-reach

Compatible Parts



TE Part # 2150125-1
OCEAN_2.0_Applicator-E-180F-REM



TE Part # 2150125-2
OCEAN_2.0_Applicator-E-180F-REA



TE Part # 62754-1
SPLICE 14000-30000 .030 BR



TE Part # 7-2150125-7
OCEAN_2.0_SPARE_PART_KIT-180F



TE Part # 41627-1
SPLICE 4000-10000 .025 ST

Also in the Series | SPLICE



Crimp Wire Pins, Tabs & Ferrules(1)



Splices(63)

Customers Also Bought

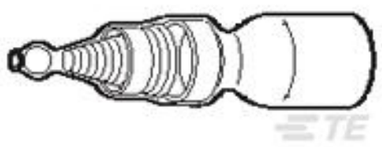

TE Part #294297-000
SGRS-3

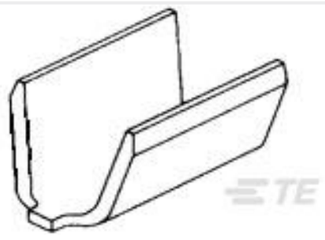

TE Part #62357-1
SPLICE 7400-10000 .025 BR



TE Part #368388-1
MQS RETAINER HSG FOR 40P

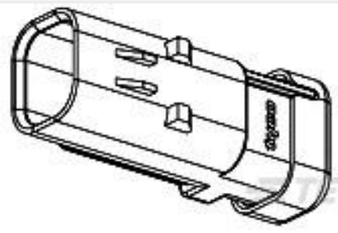

TE Part #776428-3
AS16,CAP ASSY,ST,02P,N SEAL,CODE C



TE Part #936054-1
CAVITY PLUG(ECU 40P&81P ASSY)



TE Part #CAT-SU763-CH8172
SUPERSEAL 1.0 Connector Housings

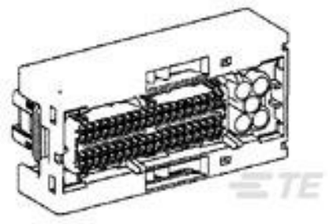

TE Part #1473244-1
MQS REC 81P ASSY

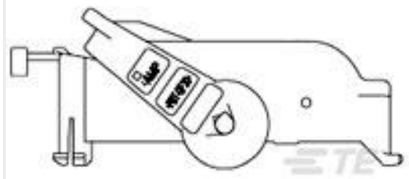

TE Part #1473247-1
MQS 81P LEVER(R) ASSY



TE Part #2371882-1
8POS,AMPSEAL,SOC HSG ASSY,SLD, COD 1

Documents

Product Drawings

SPLICE 12000-18000 .025 BR

English

CAD Files

3D PDF

3D

Customer View Model

ENG_CVM_CVM_60997-1_T_c-60997-1-t.2d_dxf.zip

English

Customer View Model

ENG_CVM_CVM_60997-1_T_c-60997-1-t.3d_igs.zip

English

Customer View Model

ENG_CVM_CVM_60997-1_T_c-60997-1-t.3d_stp.zip

English

By downloading the CAD file I accept and agree to the Terms and Conditions of use.

Product Specifications

Application Specification

English

Agency Approvals

CSA Certificate

English