ANT-W63-FPC-LV200M4 ✔ ACTIVE

TE Internal #: L9000214-01

Flexible PCB (FPC) Antenna, Triple Band, Wi-Fi, Internal /Embedded Mount, Adhesive Mount, N-type, Omnidirectional, Single Port, > 6 dBi Peak Gain

View on TE.com >

Antennas



Communication Protocol: **Wi-Fi**

Mounting Location: **Internal/Embedded**

Mounting Type: **Adhesive Mount**

Frequency Category: **2400 – 7125**

Antenna Type: **Flexible PCB (FPC)**

Features

Product Type Features

Antenna Termination	N-type
Antenna Product Type	Antenna

Configuration Features

Mounting Location	Internal/Embedded
Antenna Type	Flexible PCB (FPC)
Band Type	Triple Band
Port Configuration	Single Port

Signal Characteristics

Frequency Category	2400 – 7125
Peak Gain	> 6 dBi

Mechanical Attachment

Mounting Type	Adhesive Mount

Operation/Application

Directionality	Omnidirectional

Industry Standards

Communication Protocol	Wi-Fi
Primary Application	Wi-Fi

Product Compliance

For compliance documentation, visit the product page on TE.com>

EU RoHS Directive 2011/65/EU	Compliant
EU ELV Directive 2000/53/EC	Not Yet Reviewed
China RoHS 2 Directive MIIT Order No 32, 2016	有害物质含量符合标准要求 No Restricted Substance(s) Above Threshold
EU REACH Regulation (EC) No. 1907/2006	Current ECHA Candidate List: JUNE 2025 (250) Candidate List Declared Against: JUNE 2025 (250) Does not contain REACH SVHC
Halogen Content	Low Bromine/Chlorine - Br and Cl < 900 ppm per homogenous material. Also BFR /CFR/PVC Free
Solder Process Capability	Not reviewed for solder process capability

Product Compliance Disclaimer

This information is provided based on reasonable inquiry of our suppliers and represents our current actual knowledge based on the information they provided. This information is subject to change. The part numbers that TE has identified as EU RoHS compliant have a maximum concentration of 0.1% by weight in homogenous materials for lead, hexavalent chromium, mercury, PBB, PBDE, DBP, BBP, DEHP, DIBP, and 0.01% for cadmium, or qualify for an exemption to these limits as defined in the Annexes of Directive 2011/65/EU (RoHS2). Finished electrical and electronic equipment products will be CE marked as required by Directive 2011/65/EU. Components may not be CE marked.Additionally, the part numbers that TE has identified as EU ELV compliant have a maximum concentration of 0.1% by weight in homogenous materials for lead, hexavalent chromium, and mercury, and 0.01% for cadmium, or qualify for an exemption to these limits as defined in the Annexes of Directive 2000/53/EC (ELV). Regarding the REACH Regulations, TE's information on SVHC in articles for this part number is still based on the European Chemical Agency (ECHA) 'Guidance on requirements for substances in articles'(Version: 2, April 2011), applying the 0.1% weight on weight concentration threshold at the finished product level. TE is aware of the European Court of Justice ruling of September 10th, 2015 also known as O5A (Once An Article Always An Article) stating that, in case of 'complex object', the threshold for a SVHC must be applied to both the product as a whole and simultaneously to each of the articles forming part of its composition. TE has evaluated this ruling based on the new ECHA "Guidance on requirements for substances in articles" (June 2017, version 4.0) and will be updating its statements accordingly.

Compatible Parts



TE Part # CONMHF4-SMD-G-T
MHF4 Jack 50 Ohm PCB Surface Mount

Customers Also Bought



TE Part #CONREVSMA007
RP-SMA Plug 50 Ohm Cable Crimp



TE Part #DRC13-70PD-B027
HDR, 70P, BLK, RA, M5, FLG, NI/CU, D

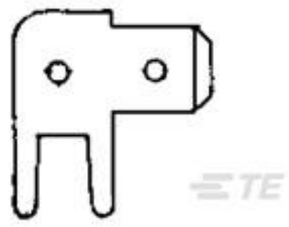

TE Part #726389-2
187 FASTON TAB TPBR



TE Part #1-776266-1
14POS,PIN DIA 1.3,HDR ASSY,90DEG, COD 1



TE Part #CAT-C339-R529A
Thick Film Resistor: Current Sense



TE Part #3-2176158-3
TLM 2512 1.0W R062 1% 50PPM 4K RL



TE Part #8-2176421-0
TLRP 2512 2.0W R022 1% 75PPM 4K RL



TE Part #5177985-3
0.8FH,R05H.5,080,08/Sn,TR,SC



TE Part #825437-1
1P, AMPMODU II PIN HDR, SRRT

Documents

Product Drawings

Antenna WiFi6/6E FPC LV 7x45 200 MHF4

English

CAD Files

3D PDF

3D

Customer View Model

ENG_CVM_CVM_L9000214-01_A.2d_dxf.zip

English

Customer View Model

ENG_CVM_CVM_L9000214-01_A.3d_igs.zip

English

Customer View Model

ENG_CVM_CVM_L9000214-01_A.3d_stp.zip

English

By downloading the CAD file I accept and agree to the Terms and Conditions of use.

Datasheets & Catalog Pages

Flexible Embedded WiFi 6/6E FPC Antennas

English