SIEMENS

Data sheet 3RU2926-3AA01



stand-alone assembly support for 3RU21/3RB30/3RB31/3RR2 Size S0 Stand-alone installation Main circuit: Screw Auxiliary circuit: --

product brand name	SIRIUS
product category	Terminal support
product designation	individual mount
General technical data	
size of overload relay	S0
Substance Prohibitance (Date)	10/01/2009
Ambient conditions	
ambient temperature	
● during operation	-20 ... +70 °C
● during storage	-50 ... +80 °C
Electrical Safety	
protection class IP on the front according to IEC 60529	IP20
touch protection on the front according to IEC 60529	finger-safe, for vertical contact from the front
Installation/ mounting/ dimensions	
fastening method	screw and snap-on mounting onto 35 mm DIN rail
height	97 mm
width	45 mm
depth	87 mm
Connections/ Terminals	
type of electrical connection	
● for main current circuit	screw-type terminals
type of connectable conductor cross-sections	
● for main contacts	
— solid	1x (1 ... 10 mm²)
— stranded	1x (1 ... 10 mm²)
— finely stranded with core end processing	1 ... 6 mm²
● for AWG cables for main contacts	1x (16 ... 8)
Approvals Certificates	
General Product Approval	

Confirmation

Test Certificates	Marine / Shipping

Subject to change without notice
© Copyright Siemens

Type Test Certificates/Test Report | Special Test Certificate

ABS | BUREAU VERITAS | DNV | LRS

Marine / Shipping	other	Environment
PRS, RINA, RMRS	Confirmation	Environmental Confirmations

Further information

Information on the packaging
https://support.industry.siemens.com/cs/ww/en/view/109813875
Information- and Downloadcenter (Catalogs, Brochures,…)
https://www.siemens.com/ic10
Industry Mall (Online ordering system)
https://mall.industry.siemens.com/mall/en/en/Catalog/product?mlfb=3RU2926-3AA01
Cax online generator
http://support.automation.siemens.com/WW/CAXorder/default.aspx?lang=en&mlfb=3RU2926-3AA01
Service&Support (Manuals, Certificates, Characteristics, FAQs,...)
https://support.industry.siemens.com/cs/ww/en/ps/3RU2926-3AA01
Image database (product images, 2D dimension drawings, 3D models, device circuit diagrams, EPLAN macros, ...)
http://www.automation.siemens.com/bilddb/cax_de.aspx?mlfb=3RU2926-3AA01&lang=en

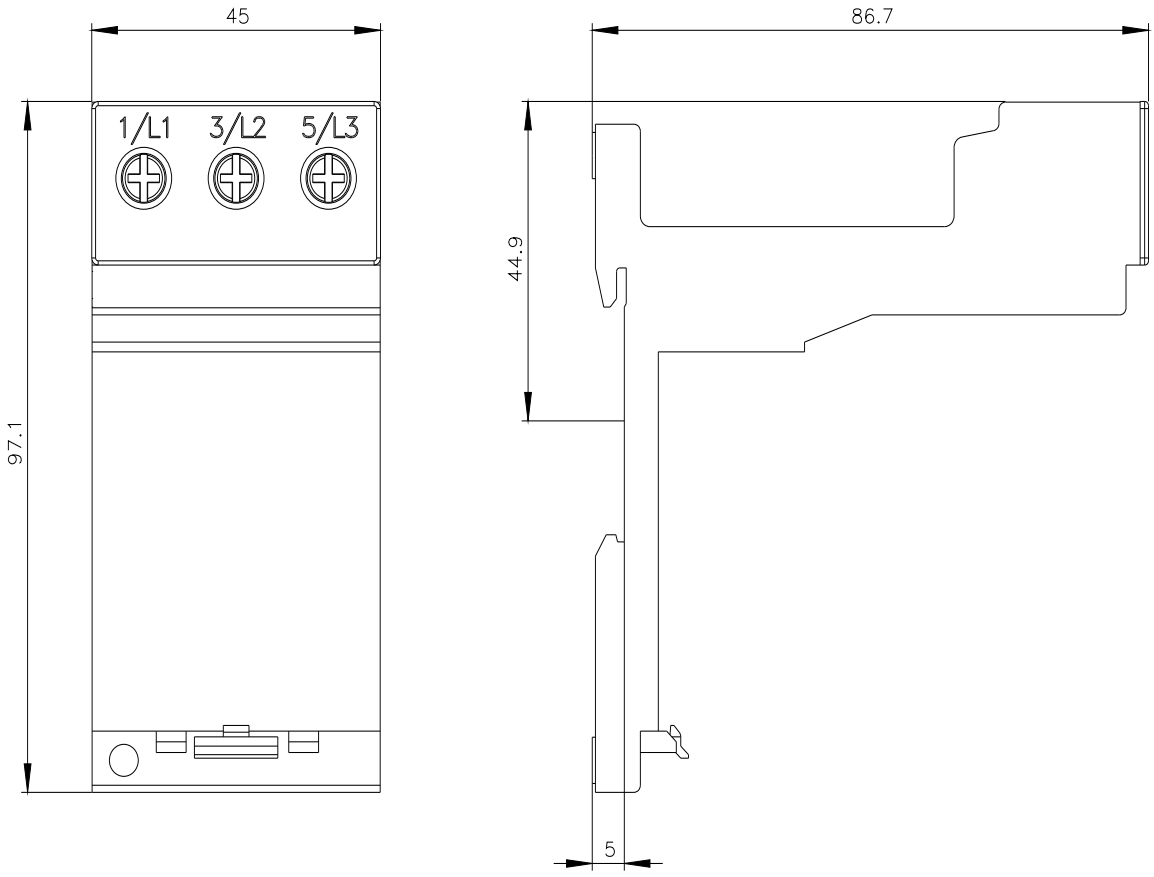

Subject to change without notice
© Copyright Siemens





last modified: 1/10/2024

Subject to change without notice
© Copyright Siemens