⚠The products in this catalog are not recommended for new design

TDK

October 2015

Multilayer Low Pass Filter

For 880-2025MHz

DEA162025LT-5003C3

1.6x0.8mm [EIA 0603]*

*** Dimensions Code JIS[EIA]**

⚠The products in this catalog are not recommended for new design

Multilayer Low Pass Filter

For 880-2025MHz

Conformity to RoHS Directive

DEA162025LT-5003C3

SHAPES AND DIMENSIONS

[Top view]

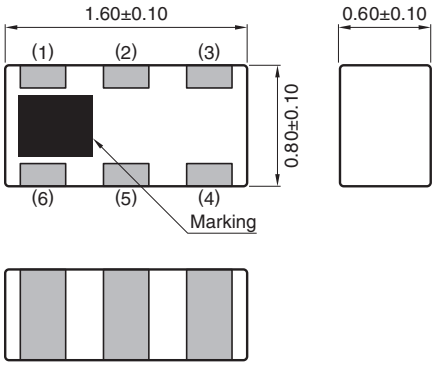

[Bottom view]

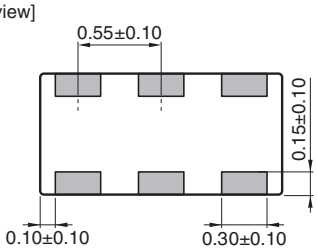

Terminal functions

1	IN
2	GND
3	OUT
4	GND
5	GND
6	GND

Dimensions in mm

RECOMMENDED LAND PATTERN

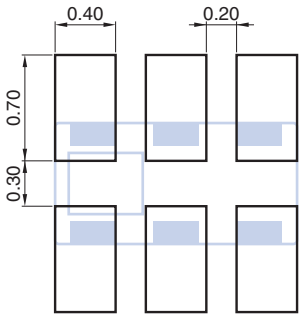

Dimensions in mm

EVALUATION BOARD

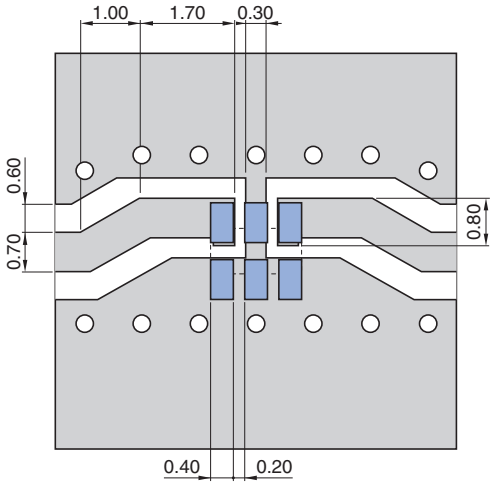

Dimensions in mm

Line width should be designed to match 50Ω characteristic impedance, depending on PCB material and thickness.

○RoHS Directive Compliant Product: See the following for more details related to RoHS Directive compliant products. http://product.tdk.com/en/environment/rohs/

• All specifications are subject to change without notice.
• Before using these products, be sure to request the delivery specifications.

DEA162025LT-5003C3

ELECTRICAL CHARACTERISTICS

Item	Frequency Range (MHz)	Min.	Typ.	Max.
Insertion Loss (dB)	880 to 1910	—	0.52	0.8
	1910 to 2025	—	0.74	1.2
	880 to 1910	—	—	1.0 (–30 to +80°C)
	1910 to 2025	—	—	1.4 (–30 to +80°C)
Return Loss (dB)	1710 to 2025	10.16	18	—
	1710 to 2025	10.16 (–30 to +80°C)	—	—
Attenuation (dB)	2400 to 2480	15	21	—
	3700 to 4045	10	12	—
	2400 to 2480	15 (–30 to +80°C)	—	—
	3700 to 4045	9 (–30 to +80°C)	—	—
Power Handling (W)	880 to 2025	—	—	3
Characteristic Impedance (Ω)			50 (Nominal)	

・Ta: +25±5°C

TEMPERATURE RANGE

Operating temperature (°C)	Storage temperature (°C)
–30 to +80	–40 to +85

DEA162025LT-5003C3

■FREQUENCY CHARACTERISTICS

□INSERTION LOSS

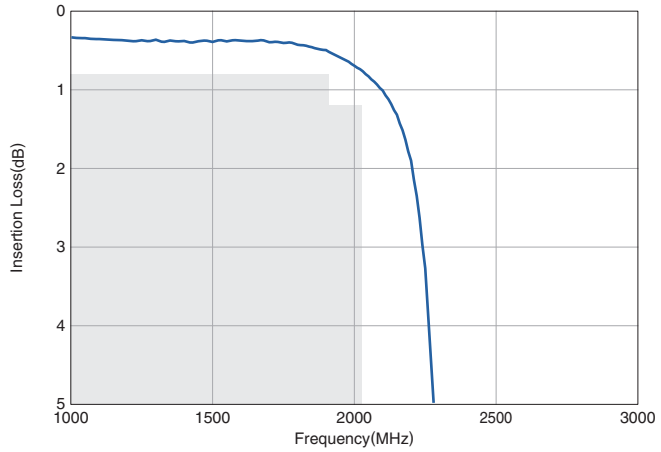

□ATTENUATION

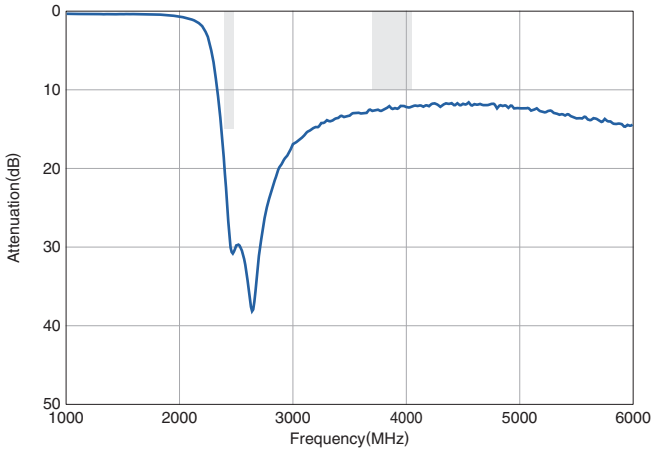

□RETURN LOSS

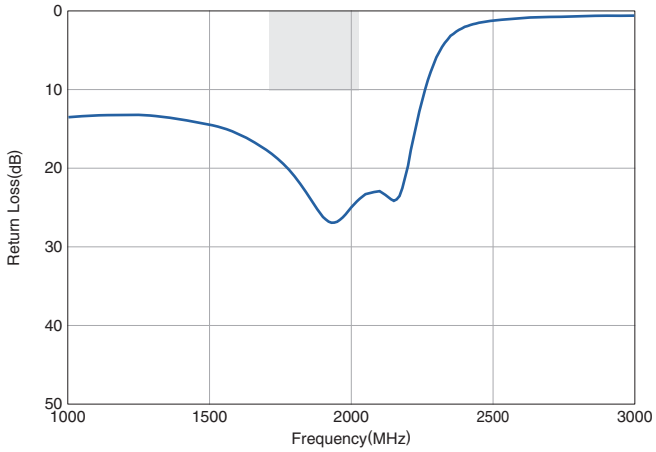

RECOMMENDED REFLOW PROFILE

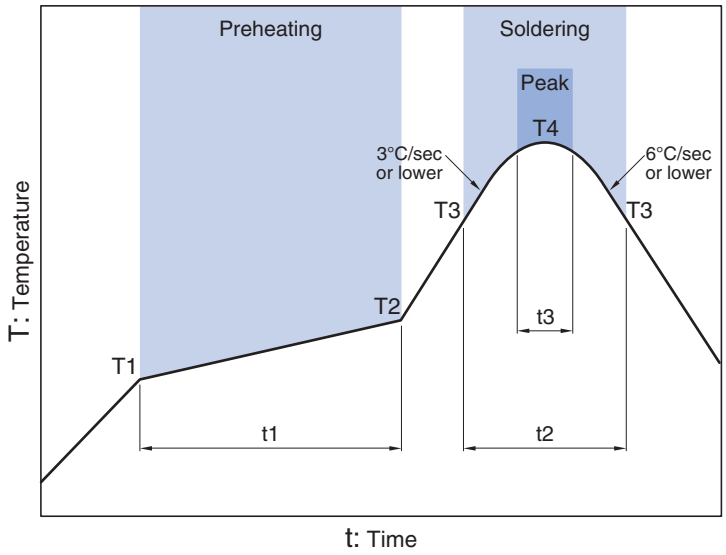

Preheating			Soldering			
			Critical zone (T3 to T4)		Peak	
Temp.		Time	Temp.	Time	Temp.	Time
T1	T2	t1	T3	t2	T4	t3*
150°C	200°C	60 to 120sec	217°C	60 to 120sec	240 to 260°C	30sec max.

* t3 : Time within 5°C of actual peak temperature
The maximum number of reflow is 3.

REMINDERS FOR USING THESE PRODUCTS

Before using these products, be sure to request the delivery specifications.

SAFETY REMINDERS

Please pay sufficient attention to the warnings for safe designing when using these products.

⚠ REMINDERS

The products listed on this catalog are intended for use in general electronic equipment (AV equipment, telecommunications equipment, home appliances, amusement equipment, computer equipment, personal equipment, office equipment, measurement equipment, industrial robots) under a normal operation and use condition.
The products are not designed or warranted to meet the requirements of the applications listed below, whose performance and/or quality require a more stringent level of safety or reliability, or whose failure, malfunction or trouble could cause serious damage to society, person or property.
Please understand that we are not responsible for any damage or liability caused by use of the products in any of the applications below or for any other use exceeding the range or conditions set forth in this catalog.

(1) Aerospace/Aviation equipment
(2) Transportation equipment (cars, electric trains, ships, etc.)
(3) Medical equipment
(4) Power-generation control equipment
(5) Atomic energy-related equipment
(6) Seabed equipment
(7) Transportation control equipment
(8) Public information-processing equipment
(9) Military equipment
(10) Electric heating apparatus, burning equipment
(11) Disaster prevention/crime prevention equipment
(12) Safety equipment
(13) Other applications that are not considered general-purpose applications

When using this product in general-purpose applications, you are kindly requested to take into consideration securing protection circuit/equipment or providing backup circuits, etc., to ensure higher safety.