Data sheet | Item number: 279-337

Separator plate; 2 mm thick; oversized; gray

www.wago.com/279-337

Color:

Data

Physical data

Width	2 mm / 0.079 inches
Height	67.8 mm / 2.669 inches
Depth	25.5 mm / 1.004 inches

Material data

Note (material data)	Information on material specifications can be found here
Color	gray
Material group	I
Insulation material	Polyamide (PA66)
Flammability class per UL94	V0
Fire load	0.078 MJ
Weight	2.6 g

Commercial data

Product Group	1 (Rail Mounted Terminal Blocks)
eCl@ss 10.0	27-14-11-33
eCl@ss 9.0	27-14-11-33
ETIM 8.0	EC000886

Subject to changes. Please also observe the further product documentation!

WAGO GmbH & Co. KG
Hansastr. 27
32423 Minden
Phone: +49571 887-0 | Fax: +49571 887-169
Email: info.de@wago.com | Web: www.wago.com

Do you have any questions about our products?
We are always happy to take your call at +49 (571) 887-44222.

ETIM 7.0	EC000886
ECCN	NO DATA
PU (SPU)	100 (25) pcs
Packaging type	box
Country of origin	CN
GTIN	4017332295048
Customs tariff number	85389099990

Environmental Product Compliance

RoHS Compliance Status	Compliant,No Exemption

Required accessories

End plate

Through terminal block		
	**Item no.: 279-604** 4-conductor through terminal block; 1.5 mm²; suitable for Ex i applications; lateral marker slots; for DIN-rail 35 x 15 and 35 x 7.5; CAGE CLAMP®; 1,50 mm²; blue	www.wago.com/279-604
	Item no.: 279-621 4-conductor through terminal block; 1.5 mm²; lateral marker slots; for DIN-rail 35 x 15 and 35 x 7.5; CAGE CLAMP®; 1,50 mm²; gray	www.wago.com/279-621
Component Terminal Block with LED		
	Item no.: 279-624/281-413 Component terminal block; 4-conductor; LED (red); 24 VDC; for DIN-rail 35 x 15 and 35 x 7.5; 1.5 mm²; CAGE CLAMP®; 1,50 mm²; gray	www.wago.com/279-624/281-413
	Item no.: 279-624/281-434 Component terminal block; 4-conductor; LED (red); 24 VDC; for DIN-rail 35 x 15 and 35 x 7.5; 1.5 mm²; CAGE CLAMP®; 1,50 mm²; gray	www.wago.com/279-624/281-434
Component Terminal Block with Diode		
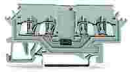	**Item no.: 279-623/281-410** Component terminal block; 4-conductor; with diode 1N4007; anode, left side; for DIN-rail 35 x 15 and 35 x 7.5; 1.5 mm²; CAGE CLAMP®; 1,50 mm²; gray	www.wago.com/279-623/281-410
	**Item no.: 279-623/281-411** Component terminal block; 4-conductor; with diode 1N4007; anode, right side; for DIN-rail 35 x 15 and 35 x 7.5; 1.5 mm²; CAGE CLAMP®; 1,50 mm²; gray	www.wago.com/279-623/281-411
	Item no.: 279-620/281-408 Component terminal block; 4-conductor; for lamp test circuits up to 60 V; with 2 diodes 1N4007; Right-side anode; for DIN-rail 35 x 15 and 35 x 7.5; 1.5 mm²; CAGE CLAMP®; 1,50 mm²; gray	www.wago.com/279-620/281-408
Double potential terminal block		
	Item no.: 279-626 Double potential terminal block; 1.5 mm²; lateral marker slots; for DIN-rail 35 x 15 and 35 x 7.5; CAGE	www.wago.com/279-626

Subject to changes. Please also observe the further product documentation!

WAGO GmbH & Co. KG
Hansastr. 27
32423 Minden
Phone: +49571 887-0 | Fax: +49571 887-169
Email: info.de@wago.com | Web: www.wago.com

Do you have any questions about our products?
We are always happy to take your call at +49 (571) 887-44222.

CLAMP®; 1,50 mm²; gray

Downloads

Documentation

Additional Information

Technical Section Technical explanations	pdf 2.3 MB	Download

CAD/CAE-Data

CAD data

2D/3D Models 279-337	URL	Download

CAE data

EPLAN Data Portal 279-337	URL	Download
WSCAD Universe 279-337	URL	Download
ZUKEN Portal 279-337	URL	Download

Asset Administration Shell

Asset Administration Shell 279-337	URL	Download

Environmental Product Compliance

Compliance Search

Environmental Product Compliance 279-337 Separator plate; 2 mm thick; oversized; gray	URL	Download

Installation Notes

Subject to changes. Please also observe the further product documentation!

WAGO GmbH & Co. KG
Hansastr. 27
32423 Minden
Phone: +49571 887-0 | Fax: +49571 887-169
Email: info.de@wago.com | Web: www.wago.com

Do you have any questions about our products?
We are always happy to take your call at +49 (571) 887-44222.