T9GS1L14-110 ✔ ACTIVE

Potter & Brumfield | Potter & Brumfield T9G

TE Internal #: 1558666-9

General Purpose Power Relay, DC, Monostable, 1 Form A SPST-NO, 30 A Contact Rating, 110 VDC Coil Voltage, Potter & Brumfield T9G

View on TE.com >

Relays & Contactors > Electromechanical Relays > PCB Power Relay: 30 amp, Monostable DC


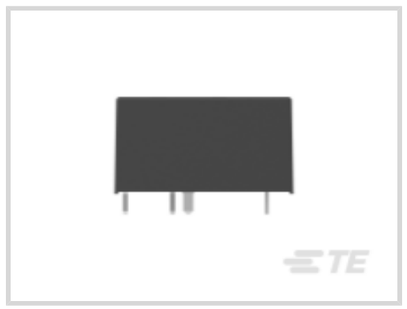




Relay & Contactor Type: **General Purpose Power Relay**

Coil Magnetic System: **Monostable**

Contact Arrangement: **1 Form A SPST-NO**

Current Type: **DC**

Contact Current Rating: **30 A**

All PCB Power Relay: 30 amp, Monostable DC (60)

Features

Product Type Features

Relay & Contactor Type	General Purpose Power Relay

Configuration Features

Contact Number of Poles	1
Coil Special Features	UL Coil Insulation Class F
Contact Arrangement	1 Form A SPST-NO

Electrical Characteristics

Insulation Initial Dielectric Between Open Contacts	1500 Vrms
Contact Switching Voltage (Max)	480 VAC
Contact Switching Load (Min)	100mA @ 12V
Coil Resistance	13444 Ω
Contact Current Rating	30 A
Coil Voltage Rating	110 VDC

Contact Voltage Rating	250 VAC
Coil Power Rating DC	.9 W
Insulation Initial Dielectric Between Contacts & Coil	4000 Vrms

Body Features

Product Weight	18 g[.635 oz]
Enclosure Type	Flux Resistant Automatic Solder Capable & Washable

Contact Features

Contact Material	AgSnO

Termination Features

Main Termination & Connection Type	Solder Pins
Coil Termination & Connection Type	Solder Pins

Mechanical Attachment

Product Mounting Feature Type	Locating Post
Product Mount Type	Board Mount

Dimensions

Product Width	21.5 mm[.846 in]
Product Length	29 mm[1.141 in]
Product Height	15.7 mm[.618 in]

Usage Conditions

Operating Temperature Range	-40 – 105 °C[-40 – 221 °F]
Environmental Category of Protection	RTIII
Environmental Ambient Temperature (Max)	105 °C[221 °F]

Operation/Application

Solder Process	Wave Solder Capable
Coil Magnetic System	Monostable
Current Type	DC

Packaging Features

Packaging Method	Carton & Tube

Other

Coil Power Rating Class	>.6 – ≤1 W
Contact Current Class	>25 – ≤32 A

Height Class (Mechanical)	>14 – ≤16 mm[>.551 – ≤.63 in]
Length Class (Mechanical)	>22 – ≤33 mm[>.866 – ≤1.299 in]
Width Class (Mechanical)	>16 – ≤22 mm[>.63 – ≤.866 in]

Product Compliance

For compliance documentation, visit the product page on TE.com>

EU RoHS Directive 2011/65/EU	Compliant
EU ELV Directive 2000/53/EC	Compliant
China RoHS 2 Directive MIIT Order No 32, 2016	有害物质含量符合标准要求 No Restricted Substance(s) Above Threshold
EU REACH Regulation (EC) No. 1907/2006	Current ECHA Candidate List: JUNE 2025 (250) Candidate List Declared Against: JUNE 2025 (250) Does not contain REACH SVHC
Halogen Content	Not Low Halogen - contains Br or Cl > 900 ppm.
Solder Process Capability	Wave solder capable to 260°C

Product Compliance Disclaimer

This information is provided based on reasonable inquiry of our suppliers and represents our current actual knowledge based on the information they provided. This information is subject to change. The part numbers that TE has identified as EU RoHS compliant have a maximum concentration of 0.1% by weight in homogenous materials for lead, hexavalent chromium, mercury, PBB, PBDE, DBP, BBP, DEHP, DIBP, and 0.01% for cadmium, or qualify for an exemption to these limits as defined in the Annexes of Directive 2011/65/EU (RoHS2). Finished electrical and electronic equipment products will be CE marked as required by Directive 2011/65/EU. Components may not be CE marked. Additionally, the part numbers that TE has identified as EU ELV compliant have a maximum concentration of 0.1% by weight in homogenous materials for lead, hexavalent chromium, and mercury, and 0.01% for cadmium, or qualify for an exemption to these limits as defined in the Annexes of Directive 2000/53/EC (ELV). Regarding the REACH Regulation, the information TE provides on SVHC in articles for this part number is based on the latest European Chemicals Agency (ECHA) 'Guidance on requirements for substances in articles' posted at this URL: https://echa.europa.eu/guidance-documents/guidance-on-reach

Compatible Parts



TE Part # 1-1558661-9
T9GV1L14-110WG



TE Part # 1558661-9
T9GV1L14-110



TE Part # 1-1558666-9
T9GS1L14-110WG

Also in the Series | Potter & Brumfield T9G



DC Relays(60)



Electromechanical Relays(60)

Customers Also Bought

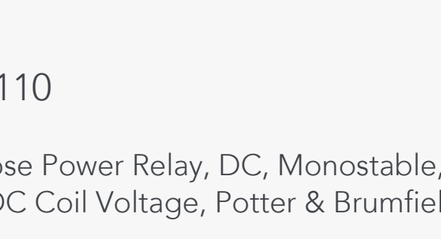

TE Part #5053042067
RNF-100-3/16-0-STK

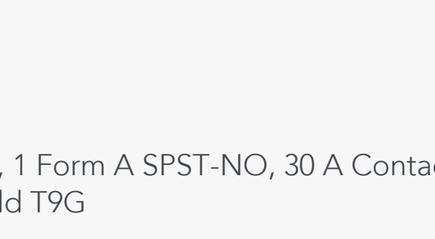

TE Part #5069812023
CGPT-2.4/1.2-0-STK

TE Part #1-640507-0
02P MR II CAP HSG

TE Part #640545-1
MR SPLIT PIN 26-18 PTPHBRZ LP



TE Part #3-1461491-6
PCN-124D3MHZ,000



TE Part #5-1473571-3
RITS.JUNCTION BOX 2D 3P F/H



TE Part #4-1676123-7
1/2W SM M/OX 5% 68R

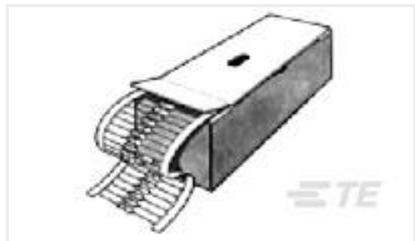

TE Part #2176078-4
EP 1W 33R 5%

TE Part #20010160-00
T131TC R 01 4.0X100 ___X___

TE Part #1-1634200-2
PREDD1-07F-BB0DW

Documents

CAD Files

3D PDF

3D

Customer View Model

ENG_CVM_CVM_1558666-9_B.2d_dxf.zip

English

Customer View Model

ENG_CVM_CVM_1558666-9_B.3d_igs.zip

English

Customer View Model

ENG_CVM_CVM_1558666-9_B.3d_stp.zip

English

By downloading the CAD file I accept and agree to the Terms and Conditions of use.

Datasheets & Catalog Pages

PB 30A PCB Relay T9G Series

English

T9G Data Sheet

English

Product Specifications

Definitions General Purpose Relays

English

Agency Approvals

VDE Certificate

English