2-1416010-4 ✔ ACTIVE

SCHRACK | SCHRACK Miniature PCB Relay RE

TE Internal #: 2-1416010-4

General Purpose Power Relay, DC, Monostable, 1 Form A SPST-NO, 6 A Contact Rating, 6 VDC Coil Voltage, SCHRACK Miniature PCB Relay RE

View on TE.com >

Relays & Contactors > Electromechanical Relays

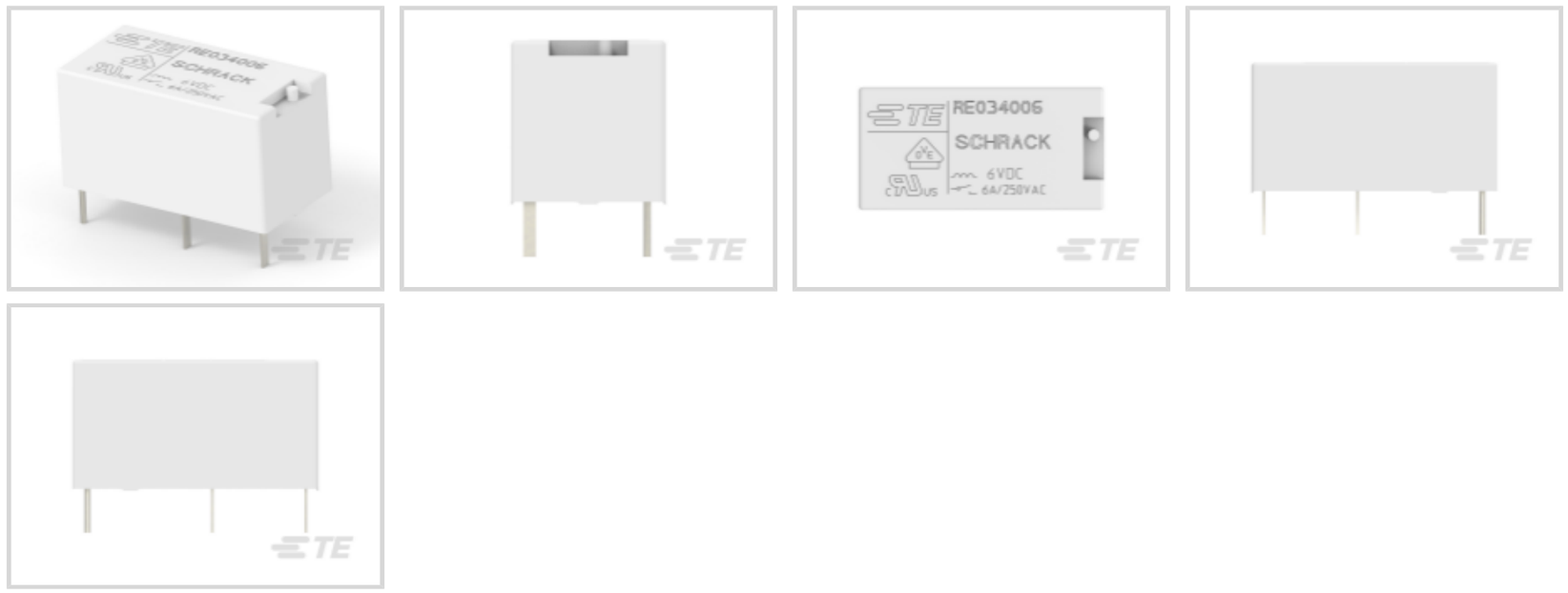

Relay & Contactor Type: **General Purpose Power Relay**

Coil Magnetic System: **Monostable**

Contact Arrangement: **1 Form A SPST-NO**

Current Type: **DC**

Contact Current Rating: **6 A**

Features

Product Type Features

Relay & Contactor Type	General Purpose Power Relay

Configuration Features

Contact Number of Poles	1
Coil Special Features	UL Coil Insulation Class F
Contact Arrangement	1 Form A SPST-NO

Electrical Characteristics

Contact Limiting Short-Time Current	6 A
Contact Limiting Making Current	6 A
Contact Limiting Continuous Current	6 A
Contact Limiting Breaking Current	6 A
Insulation Initial Dielectric Between Open Contacts	1000 Vrms
Contact Switching Voltage (Max)	400 VAC
Contact Switching Load (Min)	10mA @ 12V
Coil Resistance	180 Ω

Insulation Initial Resistance	10000 MΩ
Contact Current Rating	6 A
Coil Voltage Rating	6 VDC
Contact Voltage Rating	250 VAC
Coil Power Rating DC	.2 W
Insulation Initial Dielectric Between Contacts & Coil	4000 Vrms

Body Features

Product Weight	6 g[.2116 oz]
Enclosure Type	Flux Resistant Automatic Solder Capable & Washable

Contact Features

Contact Material	AgNi90/10

Termination Features

Main Termination & Connection Type	Solder Pins
Coil Termination & Connection Type	Solder Pins

Mechanical Attachment

Product Mount Type	Board Mount

Dimensions

Insulation Clearance Between Contact & Coil	4 mm[.157 in]
Insulation Creepage Between Contact & Coil	4 mm[.157 in]
Product Width	10 mm[.394 in]
Product Length	20 mm[.787 in]
Product Height	10.6 mm[.417 in]

Usage Conditions

Operating Temperature Range	-40 – 70 °C[-40 – 158 °F]
Environmental Category of Protection	RTIII
Environmental Ambient Temperature (Max)	70 °C[158 °F]

Operation/Application

Solder Process	Wave Solder Capable
Coil Magnetic System	Monostable
Current Type	DC

Packaging Features

Packaging Method	Box & Tube, Carton

Other

Coil Power Rating Class	>.15 – ≤.2 W
Contact Current Class	>5 – ≤10 A
Height Class (Mechanical)	>7 – ≤11 mm[>.276 – ≤.433 in]
Length Class (Mechanical)	>16 – ≤22 mm[>.63 – ≤.866 in]
Width Class (Mechanical)	>7 – ≤11 mm[>.276 – ≤.433 in]

Product Compliance

For compliance documentation, visit the product page on TE.com>

EU RoHS Directive 2011/65/EU	Compliant
EU ELV Directive 2000/53/EC	Compliant
China RoHS 2 Directive MIIT Order No 32, 2016	有害物质含量符合标准要求 No Restricted Substance(s) Above Threshold
EU REACH Regulation (EC) No. 1907/2006	Current ECHA Candidate List: JUNE 2025 (250) Candidate List Declared Against: JUNE 2025 (250) Does not contain REACH SVHC
Halogen Content	Not Low Halogen - contains Br or Cl > 900 ppm.
Solder Process Capability	Wave solder capable to 260°C

Product Compliance Disclaimer

This information is provided based on reasonable inquiry of our suppliers and represents our current actual knowledge based on the information they provided. This information is subject to change. The part numbers that TE has identified as EU RoHS compliant have a maximum concentration of 0.1% by weight in homogenous materials for lead, hexavalent chromium, mercury, PBB, PBDE, DBP, BBP, DEHP, DIBP, and 0.01% for cadmium, or qualify for an exemption to these limits as defined in the Annexes of Directive 2011/65/EU (RoHS2). Finished electrical and electronic equipment products will be CE marked as required by Directive 2011/65/EU. Components may not be CE marked. Additionally, the part numbers that TE has identified as EU ELV compliant have a maximum concentration of 0.1% by weight in homogenous materials for lead, hexavalent chromium, and mercury, and 0.01% for cadmium, or qualify for an exemption to these limits as defined in the Annexes of Directive 2000/53/EC (ELV). Regarding the REACH Regulation, the information TE provides on SVHC in articles for this part number is based on the latest European Chemicals Agency (ECHA) 'Guidance on requirements for substances in articles' posted at this URL: https://echa.europa.eu/guidance-documents/guidance-on-reach

Compatible Parts



TE Part # 2-1416010-5
RE034009



TE Part # 2-1416010-3
RE034005

Also in the Series | SCHRACK Miniature PCB Relay RE



DC Relays(8)



Electromechanical Relays(8)

Customers Also Bought



TE Part #32448
KNIFE DISCONNECT,PIDG 16-14



TE Part #152895
20 PIDG RT NO 6 STUD PURPL

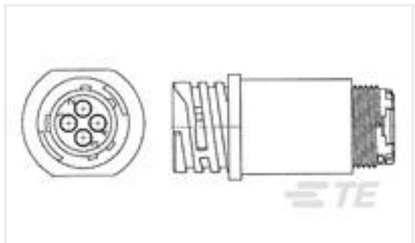

TE Part #788159-2
SLD CPC RCPT ASSY,13-9,STD SEX



TE Part #3-1393240-6
RT33L048



TE Part #3-1415535-6
REL34012



TE Part #2-2232516-1
SCSI .050 REC ASS'Y 20P PB-FRE



TE Part #3580590023
TRSA-1019/C/1/MINUS



TE Part #826883-1
2 POS ECONOSEAL PIN HSG ASSY



TE Part #826885-2
3P ECONOSEAL "E"



TE Part #5-1393236-5
V23092-A1905-A201

Documents

CAD Files

Customer View Model

ENG_CVM_CVM_2-1416010-4_D2.3d_igs.zip

English

Customer View Model

ENG_CVM_CVM_2-1416010-4_D2.3d_stp.zip

English

Customer View Model

ENG_CVM_CVM_2-1416010-4_D2.2d_dxf.zip

English

3D PDF

3D

By downloading the CAD file I accept and agree to the **Terms and Conditions** of use.

Datasheets & Catalog Pages

Miniature PCB Relay RE

English

Product Specifications

Definitions General Purpose Relays

English

Agency Approvals

VDE Certificate

English